



Taraval Station Newsletter



Inside this issue:

Page:

- 1 - Newsletter
- 2 - Safe Shopper - Holiday Season Safety Tips
- 3 - Make the Right Call
- 5 - What to Do During an Emergency
- 8 - Holiday Outreach
- 9 - Keep Your Home Safe While Traveling
- 10 - SFPD Gives Back
- 11 - Protect Your Vehicle Against Catalytic Converter Theft & EV Battery Theft
- 12 - Burglaries on Homes Under Construction Prevention Tips
- 13 - Park Smart
- 14 - Previous Two Weeks Notable Incidents
- 19 - Crime Maps (November 1 - 20)
- 22 - Bias-Free Policing
- 23 - Community Boards
- 24 - Scams
- 25 - Definition of Suspicious Activity
- 26 - Definition of Community Policing
- 27 - Join SFPD
- 29 - Your Feedback
- 30 - Taraval Phone List

Happy Thanksgiving Community Members,

Rain is forecasted for next week. Here are a few wet weather driving tips.

- Turn on headlights when visibility is low or raining. It's The Law
- Replace windshield wipers inserts that leaves streaks or don't clear the glass on a single swipe.
- Make sure all lights are working. Headlights, taillights, stop-lights, turning signal lights, etc.
- Check your tire tread depth and inflate to proper level according to your vehicles specs.
- Most importantly slow down and leave room for other cars and watch out for pedestrians.

- Our next community meeting will be at 6pm on December 17, at the Taraval Station Community Room.

- Compared to last year, the numbers year to date are as follows. Currently, we are up 16% in vehicle burglaries, 7% in vehicle thefts. However, we are down 8% in robberies, down 38% in burglaries and 4% in assaults.

- In this issue, you will find information on events that are happening in our district and around the city. This issue also contains the current crime statistics for robberies, burglaries and auto burglaries.

If you are reporting a crime in progress, dial 9-1-1. Also, call 9-1-1 to report fires, medical emergencies or any emergency related to public safety.

To report a non-emergency incident (a crime that has already occurred and the suspects are gone) please call the SFPD non-emergency phone number at 415-553-0123 to have an Officer dispatched to meet with you. You may also go to any SFPD district station to make a report or go to <https://www.sanfranciscopolice.org/get-service/police-reports/file-police-report>

- Taraval Station



Captain Nicholas Rainsford

Commanding Officer

Taraval Station



Next Community Meeting:

Tue., December 17, 2019
6:00 pm - 7:00 pm

Taraval Station Community Room

2345 24th Ave

Thank you for subscribing to our Newsletter.

Please follow us on:

Twitter:

@SFPDTaraval

Website: <http://www.taraval.org>





Safe Shopper - Holiday Season Safety Tips

During this holiday season, the Police Department will be working to enhance safety for residents, visitors, and shoppers. There will be increased foot patrols to shopping areas throughout the city, including the horse/mounted unit, plain clothes officers, and traffic enforcement.

- Stay alert when using electronic devices. Limit your distractions.
- Always be alert to your surroundings and have your keys in your hand as you approach your vehicle.
- Park Smart: Help avoid vehicle break-ins, leave nothing visible in your car. Consider moving your vehicle to a different location each time you load packages in the trunk. Try to use parking lots where there are parking attendants.
- Keep your wallet in a hard-to-reach place and carry only the cash and credit cards that you will need to complete your shopping.
- If someone demands your purse, wallet, or packages, surrender them, make note of the suspect's description and direction they flee and call 911. Property can be replaced.
- "If you see something, say something." If you witness criminal activity or see something or someone suspicious, flag down a police officer, call 911 or contact security.
- • Use 311 to report auto burglaries.
- Shop with a companion, especially after dark, whenever possible.
- Shield your PIN when using ATMs or other electronic devices in public.

Please report criminal activity to police immediately.

Additional personal safety tips are available from San Francisco Safety Awareness for Everyone (SAFE) 1-415-553-1984, or www.sfsafe.org.



Make the Right Call SF

Make the right call. Keep 9-1-1 available for emergencies.

9-1-1 or 415-553-8090

Police, Fire & Medical

Available 24/7

Is there a danger to life, property or the environment?

Is there a crime in progress?

Is someone having a medical emergency and needs immediate assistance?

Is there a fire?

If you answered YES to any of these questions, immediately call 9-1-1.

415-553-0123

Police Non-Emergency Assistance

Available 24/7

Noise complaints

Loitering

Citizen standby / Wellness Checks

3-1-1

City Services & Information

Available 24/7

Police reports for crimes not in progress such as:

-Auto Burglaries

-Petty Theft

-Vandalism

Report graffiti, potholes, abandoned vehicles, or blocked driveways.

Garbage and recycling services

Street and park maintenance

Property Tax Payments

Birth Certificates

Marriage Licenses

Business Registration



TARAVAL STATION



MAKE THE RIGHT CALL

KEEP 9-1-1 AVAILABLE FOR EMERGENCIES

9-1-1

POLICE, FIRE & MEDICAL
AVAILABLE 24/7

- Is there a danger to life, property or the environment?
- Is there a crime in progress?
- Is someone having a medical emergency and needs immediate assistance?
- Is there a fire?

If you answered YES to any of these questions, immediately call 9-1-1.

3-1-1

CITY SERVICES & INFORMATION
AVAILABLE 24/7

- Police reports for crimes not in progress such as:
 - Auto Burglaries
 - Petty Theft
 - Vandalism
- Report graffiti, potholes, abandoned vehicles, or blocked driveways.
- Garbage and recycling services
- Street and park maintenance
- Property Tax Payments
- Birth Certificates
- Marriage Licenses
- Business Registration

415-553-0123

POLICE NON-EMERGENCY ASSISTANCE
AVAILABLE 24/7

- Noise complaints
- Loitering
- Wellness checks



MAKETHERIGHTCALLSF.ORG



MAKE THE RIGHT CALL

緊急情況下撥打9-1-1

9-1-1

警方、消防與醫療
一週 7天, 一天 24小時

- 是否有生命、財產或環境的危險?
- 是否有犯罪行為正在進行?
- 是否有人出現緊急醫療情況, 需要立即獲得援助?
- 是否有火災?

如果對上述任何一條問題的答案為「是」, 請立即撥打9-1-1。

3-1-1

城市服務與資訊
一週 7天, 一天 24小時

- 向警方報告有如下非正在進行之犯罪行為:
 - 盜竊汽車
 - 小盜竊
 - 破壞公共財物
- 報告塗鴉、路面坑洞、廢棄汽車、阻礙自家車道等。
- 垃圾與回收服務
- 街道和停車場維護
- 財產稅支付
- 出生證
- 結婚證
- 企業註冊

415-553-0123

警方非緊急援助
一週 7天, 一天 24小時

- 噪音投訴
- 街頭遊蕩
- 健康檢查



MAKETHERIGHTCALLSF.ORG



MAKE THE RIGHT CALL

DEJE EL 9-1-1 DISPONIBLE PARA EMERGENCIAS

9-1-1

POLICIAL, INCENDIOS Y TEMAS MÉDICOS
DISPONIBLE 24/7

- ¿Hay riesgo de vida, a la propiedad o al medio ambiente?
- ¿Está sucediendo un crimen?
- ¿Alguien tiene una emergencia médica y necesita ayuda inmediata?
- ¿Hay un incendio?

Si respondió Sí a cualquiera de estas preguntas, llame de inmediato al 9-1-1.

3-1-1

INFORMACIÓN Y SERVICIOS DE LA CIUDAD
DISPONIBLE 24/7

- Informes policiales de crímenes que no están en desarrollo como:
 - Robos de automóviles
 - Hurto menor
 - Vandalismo
- Informes de graffiti, baches, vehículos abandonados o accesos bloqueados.
- Servicios de reciclaje y residuos
- Mantenimiento de calles y parques
- Pago de impuestos de la propiedad
- Certificados de nacimiento
- Licencias matrimoniales
- Registro de negocio
- Business Registration

415-553-0123

ASISTENCIA POLICIAL EN CASOS QUE NO SON DE EMERGENCIA
DISPONIBLE 24/7

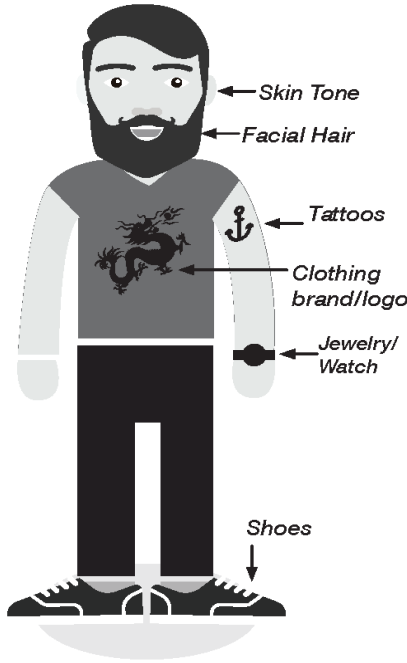
- Quejas por ruidos
- Vagabundeo
- Controles de bienestar



MAKETHERIGHTCALLSF.ORG



Describe Me!



How to Describe a Suspect

Providing a detailed description of a criminal suspect can help solve crimes in San Francisco. Suspects can easily change their appearance with a hat, jacket or glasses. It is important to be mindful of unique characteristics such as body markings, tattoos, shoes and specific clothing markings, like logos.

Note the Following Unique Characteristics:

Race _____ Sex _____ Age _____ Height _____ Weight _____

Hair _____ Eyes _____ Complexion _____

- Physical Characteristics (slight or heavy build, scars, marks, tattoos, manner of walk, mustache, glasses) _____
- Clothing (type and color, logos or brand names, shoes, jewelry, accessories) _____
- Weapon (type of weapon used by the suspect: rifle, shotgun, automatic, revolver, knife) _____
- Remarks (note anything the suspect says, accent, any names used) _____
- Means of Escape (vehicle or foot, license plate number, year, make, model, color, traveling in which direction) _____

If it's safe, take a photo of the suspect, vehicle, license plate number, etc.

What to Do During an Emergency



How to Call 911 in an Emergency

- Remain Calm and **Dial 911** Immediately
 - **WHEN** to Dial 911
 - If a crime is posing an immediate threat to you or others
 - If there is a medical emergency
 - If the incident is in progress
 - If the incident just occurred and you know where the suspect is
- State the following information:
 - **WHERE** the incident is happening and **WHAT** is occurring, for example: *"I'm at 1234 Market Street and I've just been robbed"*
 - Tell the operator if you are in immediate danger or are being threatened
 - Be **brief, clear** and **accurate**
- As long as it is safe, stay on the line and answer the operator's questions
- Describe each suspect separately from head to toe (*see more information on the back of this card*)

Other Methods of Reporting

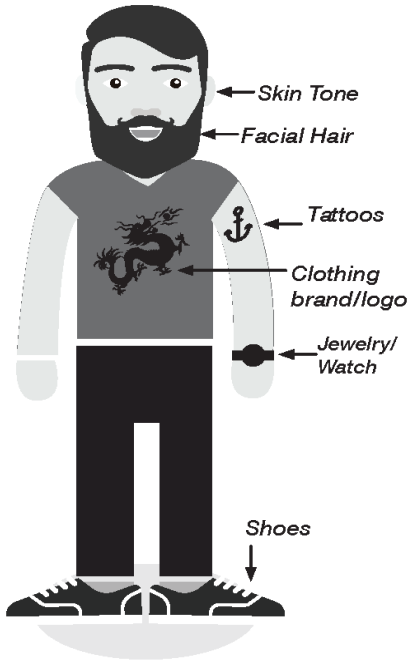
- To file a report online, visit sanfranciscopolice.org/Reports
- For TTY users, pressing the space bar every few seconds will help your call be recognized faster
- For non-emergency reporting, dial 311 or 415-553-0123 within SF or 415-701-2311 outside SF
- To call SFPD dispatch directly, dial 415-553-8090

When in doubt, call 911





Describe Me!



How to Describe a Suspect

Providing a detailed description of a criminal suspect can help solve crimes in San Francisco. Suspects can easily change their appearance with a hat, jacket or glasses. It is important to be mindful of unique characteristics such as body markings, tattoos, shoes and specific clothing markings, like logos.

Note the Following Unique Characteristics:

Race _____ Sex _____ Age _____ Height _____ Weight _____

Hair _____ Eyes _____ Complexion _____

- Physical Characteristics (slight or heavy build, scars, marks, tattoos, manner of walk, mustache, glasses) _____
- Clothing (type and color, logos or brand names, shoes, jewelry, accessories) _____
- Weapon (type of weapon used by the suspect: rifle, shotgun, automatic, revolver, knife) _____
- Remarks (note anything the suspect says, accent, any names used) _____
- Means of Escape (vehicle or foot, license plate number, year, make, model, color, traveling in which direction) _____

If it's safe, take a photo of the suspect, vehicle, license plate number, etc.

What to Do During an Emergency



How to Call 911 in an Emergency

- Remain Calm and **Dial 911** Immediately
 - **WHEN** to Dial 911
 - If a crime is posing an immediate threat to you or others
 - If there is a medical emergency
 - If the incident is in progress
 - If the incident just occurred and you know where the suspect is
- State the following information:
 - **WHERE** the incident is happening and **WHAT** is occurring, for example: *"I'm at 1234 Market Street and I've just been robbed"*
 - Tell the operator if you are in immediate danger or are being threatened
 - Be **brief, clear** and **accurate**
- As long as it is safe, stay on the line and answer the operator's questions
- Describe each suspect separately from head to toe (*see more information on the back of this card*)

Other Methods of Reporting

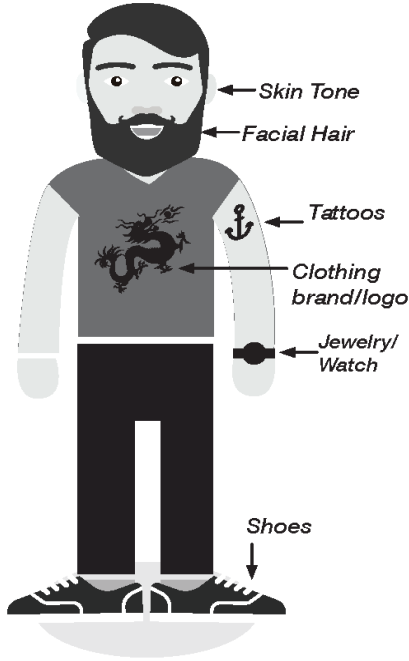
- To file a report online, visit sanfranciscopolice.org/Reports
- For TTY users, pressing the space bar every few seconds will help your call be recognized faster
- For non-emergency reporting, dial 311 or 415-553-0123 within SF or 415-701-2311 outside SF
- To call SFPD dispatch directly, dial 415-553-8090

When in doubt, call 911





Describe Me!



How to Describe a Suspect

Providing a detailed description of a criminal suspect can help solve crimes in San Francisco. Suspects can easily change their appearance with a hat, jacket or glasses. It is important to be mindful of unique characteristics such as body markings, tattoos, shoes and specific clothing markings, like logos.

Note the Following Unique Characteristics:

Race _____ Sex _____ Age _____ Height _____ Weight _____

Hair _____ Eyes _____ Complexion _____

- Physical Characteristics (slight or heavy build, scars, marks, tattoos, manner of walk, mustache, glasses) _____
- Clothing (type and color, logos or brand names, shoes, jewelry, accessories) _____
- Weapon (type of weapon used by the suspect: rifle, shotgun, automatic, revolver, knife) _____
- Remarks (note anything the suspect says, accent, any names used) _____
- Means of Escape (vehicle or foot, license plate number, year, make, model, color, traveling in which direction) _____

If it's safe, take a photo of the suspect, vehicle, license plate number, etc.

What to Do During an Emergency



How to Call 911 in an Emergency

- Remain Calm and **Dial 911** Immediately
 - **WHEN** to Dial 911
 - If a crime is posing an immediate threat to you or others
 - If there is a medical emergency
 - If the incident is in progress
 - If the incident just occurred and you know where the suspect is
- State the following information:
 - **WHERE** the incident is happening and **WHAT** is occurring, for example: **"I'm at 1234 Market Street and I've just been robbed"**
 - Tell the operator if you are in immediate danger or are being threatened
 - Be **brief, clear** and **accurate**
- As long as it is safe, stay on the line and answer the operator's questions
- Describe each suspect separately from head to toe (*see more information on the back of this card*)

Other Methods of Reporting

- To file a report online, visit sanfranciscopolice.org/Reports
- For TTY users, pressing the space bar every few seconds will help your call be recognized faster
- For non-emergency reporting, dial 311 or 415-553-0123 within SF or 415-701-2311 outside SF
- To call SFPD dispatch directly, dial 415-553-8090

When in doubt, call 911





Holiday Outreach



Help us bring holiday joy to San Francisco families in need.

Toy Giveaway: This holiday season, from November 12th until mid-December 20, 2019, San Francisco police officers will work with Walgreens drugstores to provide toys for children aged 12 and under in low-income families. Police will pick up and deliver donations of new, unwrapped toys that have been dropped off at more than 70 San Francisco Walgreens stores. In past years, generous donors have stepped up to provide the toys for our city's youth, enabling SFPD officers to distribute thousands of gifts during the holiday season.

To learn more and donate, look for the brightly colored toy drive collection bin at your local Walgreens store. Help spread joy this holiday season!

(San Francisco Police Foundation Tax ID#27-4081406)

Turkey Giveaway: Each Thanksgiving season, San Francisco Police Department partners with the Mayor's Office, A. Philip Randolph Institute (APRI), other city agencies and private sponsors to help families enjoy a Thanksgiving meal. By working together as a team, we are able to uplift our community and ensure a happier holiday season for our neighbors in need. The 2018 Annual Turkey Giveaway resulted in over 3,000 turkeys distributed.

Christmas Tree Giveaway: San Francisco Police Department partners with the Mayor's Office, A. Philip Randolph Institute (APRI), other city agencies and private sponsors to share hope and joy by providing more than 400 trees to San Francisco families. Check community calendar for dates times and locations.



Holiday Travel Plans? Tips to Keep Your Home Safe

This month, the holiday season is officially upon us and that means San Francisco residents will join millions of others across the country in traveling to spend time with family and friends.

But before heading out, SF SAFE hopes you'll check out our tips for helping to protect your home against burglary so that your holiday season may truly be merry. Here are some key steps you can take this holiday season to help keep your home secure while you're out and about:

- **Don't advertise:** Avoid advertising you're leaving on vacation and that your house will be empty. Load your luggage in your garage or at a time when people aren't around.
- **Social media:** Along the same lines of "don't advertise," is don't post on social media about your trip in advance or while it's underway; leave it until after you've returned home.
- **Lock up:** Before you leave on your trip, make sure to lock all of your doors and windows—this includes pet doors and sliding glass doors.
- **Secure your property:** Be sure to turn on your home security system before you go. Place your valuables in a safe or safety deposit box and secure items like patio furniture, tools, etc.
- **Inventory:** Mark your valuables with your CA driver's license number in case identification and recovery is needed. Keep an inventory of them that includes serial numbers and photos.
- **Lights:** Put your house lights, TV and radios on intermittent timers to signify inside activity. Installing motion-sensing lights outdoors also helps deter would-be home burglars.
- **Neighbors:** If your neighbors are staying home, ask them to keep an eye on your house and to park a car in your driveway. Be sure to give them your emergency contact numbers.
- **Mail:** Have your mail/newspaper delivery stopped and arrange for neighbors to pick up any fliers and packages that might be delivered.
- **Drapes & shades:** Be sure your drapes and/or shades are all closed to deter prying eyes.
- **Extra Key:** Don't leave a spare key hidden outside your home—thieves know all the hiding places.

Want an extra tip for protecting your home against burglary? Give SF SAFE a call at 415-553-1984 to set up an appointment for one of our security specialists to visit your home to do a free security assessment.

"On behalf of the entire SF SAFE staff, I'd like to extend our warmest wishes for a happy and safe holiday season. We hope our home security tips are helpful to you as you prepare for any out-of-town travel plans," said SF SAFE Executive Director Kyra Worthy.

-Kathy Chouteau



SFPD Gives Back during Season of Sharing

The season of sharing has arrived, and along with it, many opportunities for joining together with the San Francisco Police Department (SFPD) to give back to local families in need.

SF SAFE has gathered together a roundup of some of the ways you can assist local officers in helping to make the holiday season brighter for San Francisco’s less fortunate.

Turkey Giveaway: During the Thanksgiving season, the SFPD partners with Mayor London Breed’s office, the A. Philip Randolph Institute (APRI), various city agencies and generous private sponsors to help families enjoy a Thanksgiving meal. Through this collaboration, this partnership is able to uplift our community and ensure a happier holiday season for the less fortunate among us. Last year, the “Annual Turkey Giveaway” distributed a total of 3,000 turkeys!

Christmas Tree Giveaway: Following Thanksgiving, the SFPD once again teams up with Mayor London Breed’s office, the A. Philip Randolph Institute (APRI), numerous city agencies and private sponsors to help provide more than 400 trees to San Francisco families in need. It’s one way of making everyone’s holiday season brighter, even if they’re facing economic hardships. Keep an eye on the SFPD’s community calendar to find out the dates, times and locations for these tree giveaways.

Toy Giveaway: Each holiday season, from November until mid-December, the SFPD works together with Walgreens drugstores to provide toys for children age 12 and under from low-income families. As in past years, police officers will pick-up and deliver donations of new, unwrapped toys at more than 60 San Francisco Walgreens stores. Throughout the years of this effort, thousands of generous donors have helped provide the toys for San Francisco’s youth in need, resulting in the police distributing more than 7,000 toys! To learn more and/or to donate, keep an eye out for the brightly colored toy drive collection bin at your local Walgreens store in San Francisco. (San Francisco Police Foundation Tax ID#27-4081406).

Yet another way to give back during the season of sharing is to support SF SAFE with a charitable donation. As a 501c3 nonprofit, SF SAFE works with the community to create safer, more vibrant neighborhoods by offering a range of free safety services—such as Neighborhood Watch Groups, home/business security assessments, personal safety presentations, community building events, etc.—to San Francisco residents. Our work is all about empowering communities to create a safer San Francisco! To support our efforts, please click [here](#).

“We welcome the local community to join together with our partners at the SFPD to help support their charitable outreach this holiday season,” said SF SAFE Executive Director Kyra Worthy. “Even giving just a little bit can make a significant difference in the lives of our fellow San Franciscans in need.”

For more info on how you can help support any of the SFPD’s aforementioned season of sharing initiatives with a donation or other assistance, please contact the SFPD’s Community Engagement Division at 415.558.5595 or SFPDcommunityRelations@sfgov.org.

-Kathy Chouteau



Protect Your Vehicle Against Catalytic Converter Theft & Prius Hybrid Battery Theft



Thieves are looking for fuel-powered vehicles manufactured after 1974 that have catalytic converters. Thieves often target taller vehicles (such as pickup trucks or SUVs and now Prius) because they can easily fit under the vehicle to access the catalytic converter. The location of your car may also be a factor like regularly parking in one area for a long period of time. When possible, park in well-lit areas and close to building entrances. If you have a garage at your house, park your vehicle inside and keep the garage door close.

Have the catalytic converter welded to your car's frame, which may make it harder to steal.

Consider engraving your vehicle identification number (VIN) on the catalytic converter — this may help alert a scrap dealer that it was stolen and make it easier to identify the owner.

Calibrate your car's alarm to set off when it detects vibration.

Protect Your Vehicle from Car Theft

- Never leave your car running or the keys in the ignition when you're away from it, even for "just a minute."
- Always roll up the windows and lock the car, even if it's in front of your home.
- Never leave valuables in plain view, even if your car is locked. Put them in the trunk or at least out of sight.
- Remove portable electronic devices such as smart phones and GPS navigation systems, including suction cup or bean bag type mounts. (Even the visible appearance of a suction cup ring on the glass windshield can be an enticement to a thief to break in and look for the GPS system.)
- Park in busy, well-lighted area.
- Carry the registration and insurance card with you. Don't leave personal identification documents or credit cards in your vehicle.
- When you pay to park in a lot or garage, leave just the ignition or valet key with the attendant. Make sure no personal information is attached. Do the same when you take your car for repairs.
- Install a mechanical locking device — commonly called clubs, collars, or j-bars — that lock to the steering wheel, column, or brake to prevent the wheel from being turned more than a few degrees. Use it!
- Investigate in security systems. You may get a discount on your auto insurance.



TARAVAL STATION



Taraval Community Members, We are seeing an increase in burglaries targeting homes that are under construction. In these incidents, suspects would break into the building or construction sites and steal numerous high end construction equipment. Currently, if your home is under construction and no one is at that location after work hours, please call Taraval Station at 415-759-3100 and provide your name and the address of the construction site and phone number. We can have our officers conduct passing calls.



**San Francisco Police Department
Taraval Station**



DON'T BE A VICTIM OF A BURGLARY!

Burglary Awareness & Prevention Tips for Construction Sites



Securing & Preventing

1. Secure all equipment and vehicles at all times.
2. Take effort to reduce the visibility of tools and equipment secured in vehicles or on job sites.
3. Make use of adequate lighting in conjunction with open chain-link fencing on the perimeter to allow for high visibility to the job site.
4. Strongly consider the use of security systems such as alarms and video surveillance. Ensure signage for such is clearly visible.



SFPD Taraval Station
2545 24th Avenue
San Francisco, CA 94116
(415) 759-3100

Precautionary Measures

1. Photograph all tools. Ensure photographs clearly show the associated serial number and/or distinctive markings.
2. Ensure job site keys are marked "Do Not Duplicate" and are controlled at all times.
3. Attempt to park employee vehicles within visual range of the job site.

Should a Burglary Occur

Immediately contact 911. Be prepared to provide the following information:

- a) Time of incident.
- b) Video (if available).
- c) Items taken (include make, model, description, location taken from, value, photos and serial numbers).
- d) Insurance information.
- e) Owner's information.



SFPD Taraval Station
2545 24th Avenue
San Francisco, CA 94116
(415) 759-3100





Park Smart!



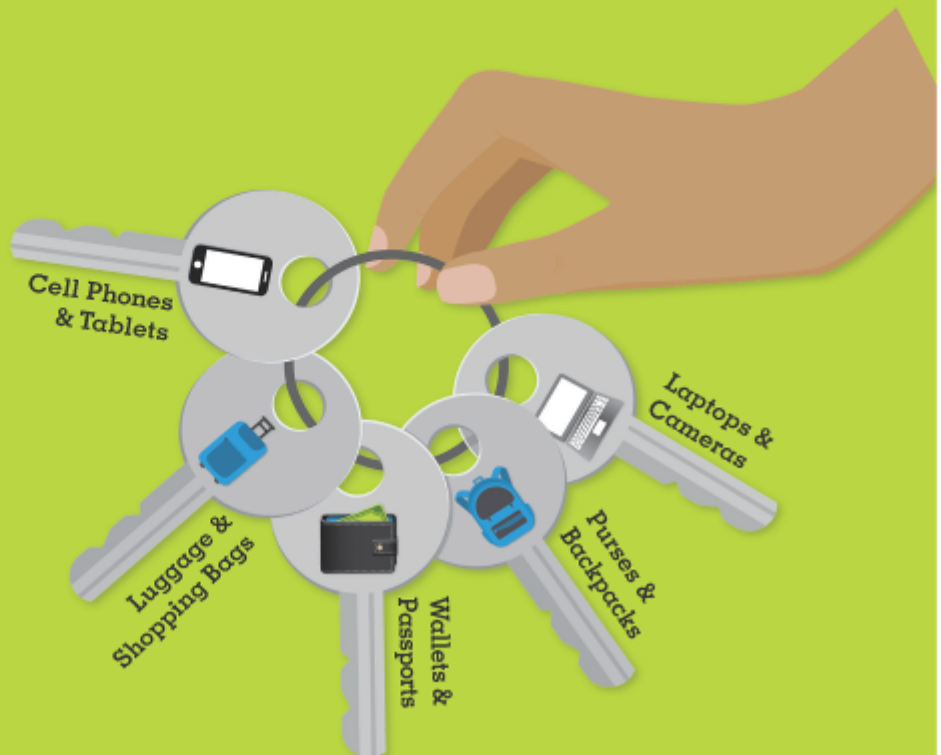
THE KEYS TO
PARKED CAR
SAFETY ARE IN
YOUR HANDS!

If you love it, don't leave it.

DON'T TEMPT A CAR THIEF!

Car thieves only need seconds to break into your car. So Park Smart, and especially keep your trunk clear.

**Take everything
with you.**





Previous Weeks Notable Incidents

*** Not all crimes are reported in the daily report, addresses shown are the "Unit Block" where the incident took place.

Daily Crime Report :: Sun – November 03, 2019

No notable incidents for this day. Go to <http://www.taraval.org/?p=16170>

Daily Crime Report :: Mon – November 04, 2019

No notable incidents for this day. Go to <http://www.taraval.org/?p=16178>

Daily Crime Report :: Tue – November 05, 2019

Robbery

9:21 pm

200 Jules Ave

Officers responded to a report of a robbery. The victim reported that she had been walking with her earphones and had arrived home when she felt somebody tugging on her backpack. The victim turned around and observed the suspect holding on to a gun. The suspect then took the victim's property before fleeing.

Robbery

7:57 am

Stratford Dr & Holloway Ave

Officers responded to a report of a robbery. The victim reported that she had been walking and looking at her cell phone when the suspect suddenly reached over and snatched her cell phone. The suspect then ran into a waiting vehicle and fled the area.

Daily Crime Report :: Thu – November 07, 2019

Found Property – Controlled Substance Offense

9:43 am

2500 16th Ave

Officers responded to a report of found property consisting of illegal items. The witness, an employee of a car share rental company, reported that they discovered a vehicle had been fraudulently rented out and had disabled it. The witness located the vehicle and discovered that a gun and numerous illegal drugs were left inside.

Brandishing a Weapon

7:44 pm

Great Hwy & Noriega St

Officers responded to a report of an incident of weapon brandishing. The victim reported that the suspect's vehicle had been speeding and abruptly changing lanes before pulling up besides her vehicle. The victim stated that she looked over at the suspect and shook her head at him. The suspect responded by pointing a gun at her and threatening to shoot her. The victim slowed down and the suspect continued on ahead of her.



Notable Incidents (Cont.)

Brandishing a Weapon – Possession of Stolen Property – Cited

10:12 am

00 Cambon Dr

Officers responded to a report of a theft which involved a knife. The victim, a manager for a rental car agency, reported that he was cleaning a vehicle and had some of his personal items next to him when the suspect walked pass him and took his property. The victim confronted the suspect and the suspect responded by brandishing a butter knife at the victim. Responding officers located the suspect and after further investigation, the **suspect was detained and cited.**

Daily Crime Report :: Fri – November 08, 2019

Assault – Arrested

6:20 pm

3800 Noriega St

Officers responded to an assault. Responding officers arrived on scene and after further investigation, it was determined that the incident escalated from road rage when both parties made rude gestures at each other. The first party, the suspect, then exited his vehicle and confronted the second party, the victim, and pushed him. The first party then attempted to hit the victim with a metal rod. **The suspect was arrested**

Robbery with a Gun

1:51 pm

1900 Ocean Ave

Officers responded to a report of a robbery. The victim reported that a group of suspects had entered the store and pointed a gun at him before demanding money. The suspects then ransacked the store and stole several items of jewelry before fleeing the area.

Robbery with a Gun – Assault

5:35 pm

Winston Dr & Lake Merced Blvd

Officers responded to a report of a robbery with a gun. The victim reported that he had stopped at a corner to eat his food after leaving a mall when two suspects approached him with a gun and demanded his property. A witness approached the suspect and confronted him. A brief argument ensued and the suspect fired the gun near the witness, causing burn marks on his biceps. The suspects then fled the area.

Robbery with a Gun

11:04 am

20th Ave & Taraval

The victim entered Taraval Station to report a robbery. The victim stated that he entered a bank to withdraw money and returned to his vehicle when the suspect approached him with a gun and demanded his money. The victim gave the suspect the money and the suspect immediately fled the area.



Notable Incidents (Cont.)

Daily Crime Report :: Sat – November 09, 2019

Warrant Arrest – Arrested

11:41 am

Great Hwy & 48th Ave

Officers responded to an incident of possible theft of at a construction site where the suspect was observed entering a closed construction site. Responding officers located the suspect to stated that there were some cigarettes inside the construction site and he climbed over the barrier to take them. A computer check on the suspect revealed a warrant for his arrest. **The suspect was arrested.**

Robbery

7:35 pm

32nd Ave & Taraval St

Officers responded to a report of a robbery. The victim reported that she had been walking when she heard sudden noises behind her and looked behind to see two suspects quickly walking towards her. The suspects then grabbed her purse and pulled her to the ground with it. The suspects then threatened the victim with violence and to give them her cell phone. The suspects then took the cell phone and immediately fled the area.

Traffic Violation – No Driver's License – Warrant Arrest – Arrested

12:48 am

19th Ave & Crespi Dr

Officers were on patrol and observed a speeding vehicle. The officers utilized their LIDAR and determined that the vehicle was traveling at 70 mph in a 35 mph zone. The officers conducted a traffic stop and made contact with the driver. A computer check revealed an arrest warrant, that the vehicle's registration was expired and that the driver did not have a license. **The driver was arrested.**

Daily Crime Report :: Sun – November 10, 2019

Stolen Vehicle

1:43 pm

3200 20th Ave

Officers were on patrol when they were notified that a stolen vehicle was nearby. The officers located the vehicle and conducted a traffic stop. The suspect, the driver, was detained and after further investigation, **the suspect was arrested.**

Daily Crime Report :: Mon – November 11, 2019

Warrant Arrest

3:26 pm

18th Ave & Taraval St

Officers were on patrol and observed a known suspect, who had an arrest warrant, nearby. The officers detained the suspect and **arrested him.**

Stolen Vehicle

7:39 pm

400 Bright St

Officers responded to a report of a vehicle that was blocking a driveway. Responding officers located the vehicle and made contact with the suspect, who was inside the vehicle. After further investigation, it was revealed that the vehicle had been rented by the suspect but it was not returned back to the company when the rental period expired. **The suspect was arrested.**



Notable Incidents (Cont.)

Daily Crime Report :: Tue – November 12, 2019

Assault – Arrested

6:45 pm

Montana St & Capitol Ave

Officers responded to a report of an incident of battery. The victim reported that he had been walking across the street when a vehicle suddenly sped up while it headed towards him. The vehicle stopped and the suspect exited the vehicle and an argument ensued before both parties then separated and went their separate ways. Afterwards, while the victim was continuing his walk, the suspect returned from behind the victim and began punching the victim on his back. Responding officers located the suspect and after further investigation, **the suspect was arrested.**

Warrant Arrest – Arrested

9:37 am

Ulloa St & Lenox Way

Officers were on patrol in the area when they observed the subject, who was unconscious on a public bench. The officers conducted a well being check and made contact with the subject. A computer check on the subject's name revealed a warrant for his arrest. The **subject was arrested.**

Daily Crime Report :: Wed – November 13, 2019

Stolen Vehicle – Arrested

3:28 am

100 Font Blvd

Officers responded to a possible burglary. The victim reported that their garage had been broken into and that their vehicle had been stolen. Responding officers located the vehicle and made contact with the two suspects who were inside the vehicle. After further investigation, **the suspects were arrested.**

Warrant Arrest

4:13 pm

700 Taraval St

Officers responded to a report of suspicious activity where the suspect was observed looking through multiple vehicles and buildings. Responding officers located the suspect, who was standing by a parked vehicle. A computer check revealed two arrest warrants for the suspect. **The suspect was arrested.**

Vandalism to Property – Arrested

9:15 pm

1900 Great Hwy

Officers responded to a report of a suspect who was vandalizing the front door of a home. A witness stated that he had been sleeping when he heard loud banging outside. The witness went to investigate and observed the suspect by the front door. Responding officers located the suspect, who was in possession of a crowbar and hammer. A search of the area revealed recent damages to home's door. **The suspect was arrested.**



Notable Incidents (Cont.)

Daily Crime Report :: Thu – November 14, 2019

Vandalism to Vehicle – Arrested

9:09 am

200 Stonecrest Dr

Officers responded to a report of a possible auto burglary in progress. The witness reported that he had just left his house and observed the suspect carrying a stick like object which was then used to break the rear window of a nearby car. The suspect then continued walking away from the broken window. Responding officers cars located the suspect and detained him After further investigation, **the suspect was arrested.**

Daily Crime Report :: Fri – November 15, 2019

Battery

12:20 pm

Ocean Ave & Miramar Ave

Officers responded to a report of a battery. The victim reported that she had been talking on her cell phone when the suspect walked by her and suddenly kicked her for not apparent reason. The suspect then walked away.

Warrant Arrest

11:44 am

19th Ave & Irving St

Officers were on patrol in the area when they observed the subject lying on the corner near an intersection. The officers conducted a wellbeing check and made contact with the subject. A computer check revealed an arrest warrant. **The subject was arrested.**

Brandishing a Weapon

10:56 pm

1800 Ocean Ave

Officers responded to an incident of a brandishing of a gun. The victims stated that they had been playing basketball when the suspect asked to join the game. The suspect was told that he would have to wait until the current game was finished. The suspect then waited about 10 minutes before he angrily threw a water bottle on the gym floor and took a gun out. The victims reported that the gun was never taken out of it's holster and was not pointed at anyone. The suspect then walked away.

Daily Crime Report :: Sat – November 16, 2019

Arson

9:28 am

Sunset Blvd & Yorba St

Officers responded to a report of arson. The witness stated that the suspect was observed gathering tree branches before setting them afire on the median. The witness yelled at the suspect who then walked away.

Note: Not all crimes are reported

Read More

Daily Crime Reports

Do you want to know what happens daily in the District?

Read more at <http://www.taraval.org/?cat=14>

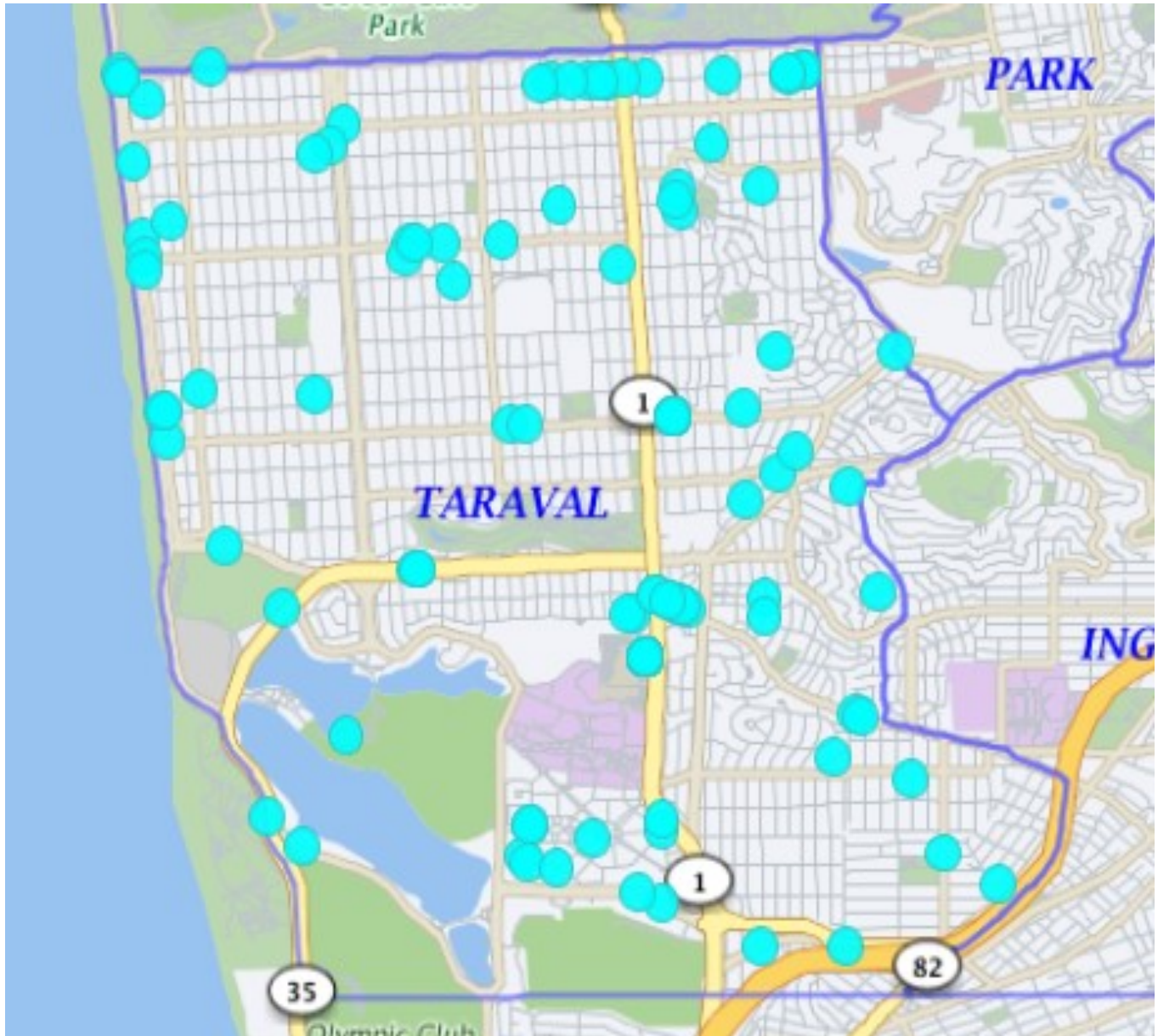


TARAVAL STATION



Auto Burglaries 11/01/19 – 11/20/19

Auto Burglaries	129
-----------------	-----



If the dots does not add up to the number, there may be multiple incidents with the same address.

*Note: The map accurately reflects the information available at the time of preparation. Numbers may or may not change as more information becomes available. *Production date 11/21/19 - 0900 hrs*



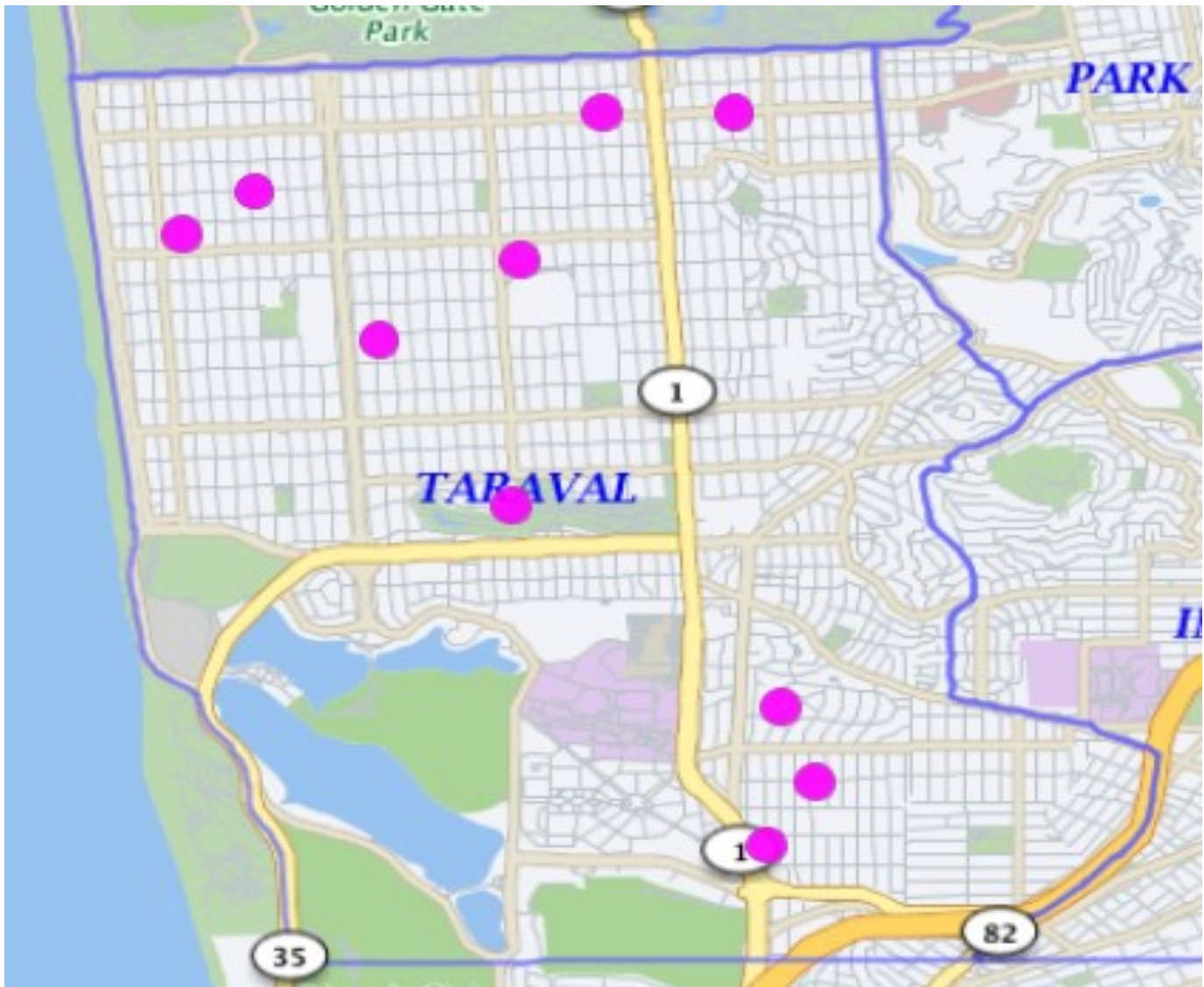
TARAVAL STATION



Commercial and Residential Burglaries

11/1/19 – 11/20/19

BURGLARY	Attempted Forcible Entry	0
	Forcible Entry	7
	Unlawful Entry - No force	3
		10



If the dots does not add up to the number, there may be multiple incidents with the same address.

*Note: The map accurately reflects the information available at the time of preparation. Numbers may or may not change as more information becomes available. *Production date 11/21/19 - 0900 hrs*

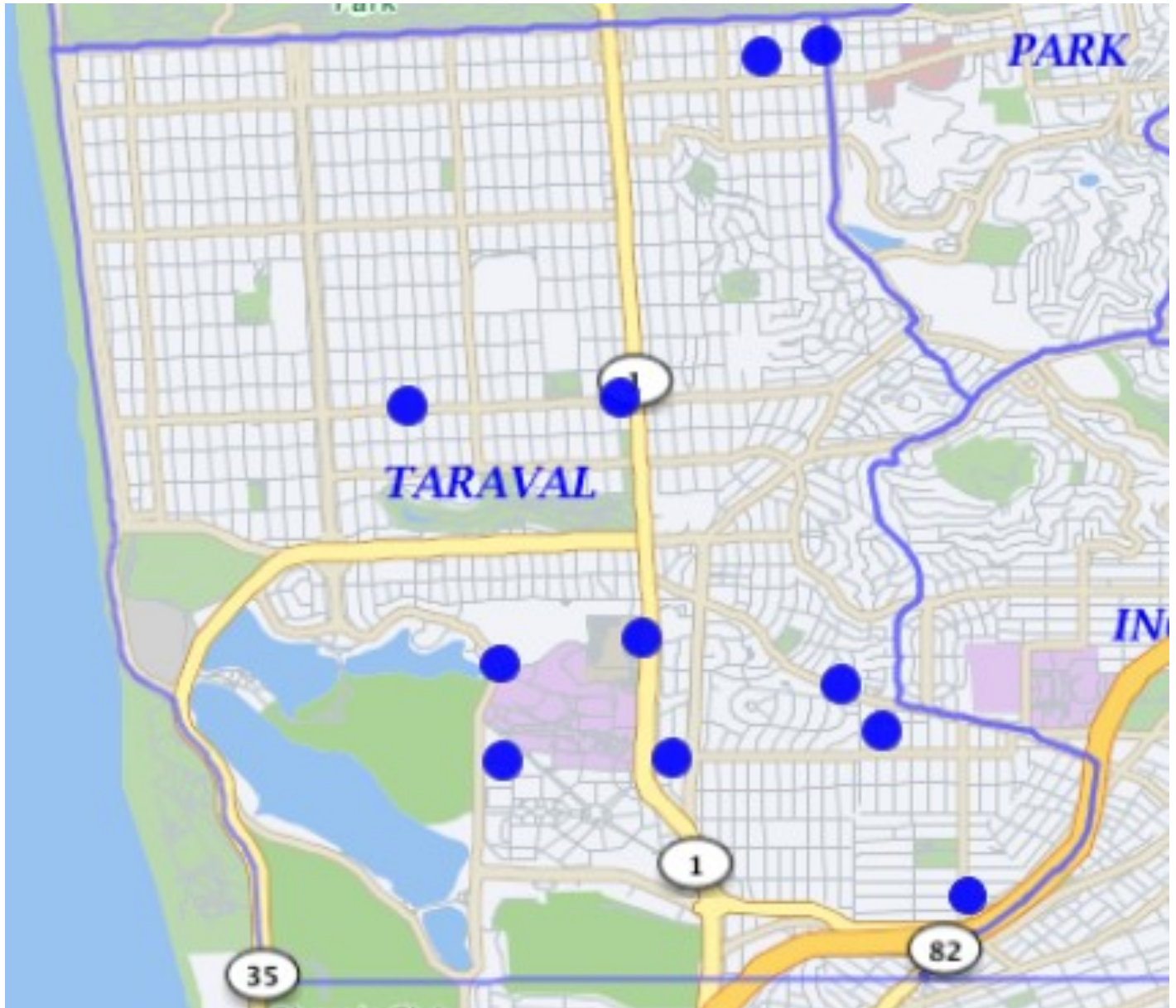


TARAVAL STATION



Robbery 11/01/19 – 11/20/19

ROBBERY	Firearm	4
	Knife or Cutting Instrument	1
	Other Dangerous Weapon	0
	Strongarm (no weapon)	6
		11



If the dots does not add up to the number, there may be multiple incidents with the same address.

*Note: The map accurately reflects the information available at the time of preparation. Numbers may or may not change as more information becomes available. *Production date 11/21/19 - 0900 hrs*



TARAVAL STATION



Bias-Free Policing



Everyone deserves to be treated fairly.

SFPD officers undergo Implicit Bias & Procedural Justice training.

Our goal is ensure fair, impartial community policing.

We're dedicated to providing *Safety With Respect for All.*

Learn about our ongoing efforts to eliminate bias and increase accountability at sanfranciscopolice.org/progress.

To file a complaint, visit sanfranciscopolice.org/complaint.



Community Boards Conflict Resolution Center

601 Van Ness Avenue, Suite #2040, San Francisco, CA 94102

(415) 920-3820 ◦ CommunityBoards.org

WHAT IS MEDIATION?

Mediation is a confidential and voluntary meeting where people discuss difficulties they are having with each other assisted by impartial third-parties, our Community Mediators.

Mediators help people come up with workable and lasting solutions. They do not give advice or make judgments. The goal is to help everyone feel heard, understood and respected.

IS THIS YOUR PROBLEM?

- Noise disturbance
- Landlord & tenant disputes
- Roommate disagreements
- Family conflicts
- Neighbor issues
- Communication breakdowns
- Harassment
- Tree & vegetation care
- Fence maintenance
- Property repairs
- Pet problems
- Parking issues
- Vandalism or graffiti
- Or something else?

Start Your Mediation Today!

¿QUÉ ES LA MEDIACIÓN?

La mediación es una reunión de tipo voluntario y confidencial, en donde las personas que se encuentran en dificultades con otras se reúnen para discutir entre ellas con la ayuda imparcial de terceras personas, las cuales son nuestros mediadores comunitarios.

Los mediadores ayudan a la gente a encontrar soluciones prácticas y duraderas. Los mediadores no dan consejos ni hacen juicios. El objetivo es ayudar a todos a sentirse escuchados, comprendidos y respetados.

¿ES ÉSTE SU PROBLEMA?

- Bulla, ruido
- Disputas entre propietarios e inquilinos
- Desacuerdos entre compañeros de cuarto
- Conflictos familiares
- Problemas de vecinos
- Interrupciones de la comunicación
- Acoso, hostigamiento
- Cuidado de la vegetación
- Cuidado de la cerca
- Reparaciones de propiedades
- Problemas con las mascotas
- Problemas con el estacionamiento
- Vandalismo o graffiti
- Otros problemas

¡Inicie hoy su mediación!

何謂調解?

調解是一種另類解決爭議的方法，由獨立第三者（我們的社區調解員）協助調解爭議雙方的矛盾。調解過程是完全自願及保密的。

調解員協助當事人通過談判尋求共同所能接受的最終解決方案。調解員是客觀的，不會參與自己的意見，或者判斷。除了解決矛盾，調解的目的是讓當事人雙方覺得他們的問題被重視，理解和尊重。

您是否遇到過以下的問題?

- 噪音干擾
- 業主與租客的糾紛
- 室友分歧
- 家庭衝突
- 鄰居關係
- 溝通障礙
- 騷擾
- 花木樹草的護理
- 護欄維修
- 物業維修
- 寵物問題
- 停車問題
- 惡意破壞或塗鴉
- 其他問題

今天開始調解!



Beware of Scams

Fake Check Scams

Consumers paid with phony checks for work or for items they're trying to sell, instructed to wire money back to buyer

Prizes/Sweepstakes/Free Gifts

Requests for payment to claim fictitious prizes, lottery winnings, or gifts

Recovery/Refund Companies

Scammers contact victims and claim the consumer owes money on a fictitious debt or to help recover money lost in a previous scam

Advance Fee Loans, Credit Arrangers

False promises of business or personal loans, even if credit is bad, for a fee upfront

Phishing/Spoofing

Emails pretending to be from a well-known source ask consumers to enter or confirm personal information

Computers: Equipment and Software

Scammers claim to offer "technical support" for computer problems and charge a fee to fix a nonexistent problem

Scholarships/Grants

For a fee, a "search company" offers to conduct customized search for scholarships or grants for students. Scammers take money and run or provide a worthless list

Friendship & Sweetheart Swindles

Con artist nurtures an online relationship, builds trust, and convinces victim to send money

Charitable Solicitations

Scammers contact victims claiming to represent non-existent charities (or real charities they don't actually work for) and ask for donations.



Definition of Suspicious Activity

Suspicious activity is any observed behavior that could indicate a crime-related incident has been committed, or about to be committed. Unusual items or situations: A vehicle is parked in an odd location, a package/luggage is unattended, a window/door is open that is usually closed, or other out-of-the-ordinary situations occur.

Examples of Suspicious Activity:

- An individual peering into vehicles, to try, and locate any valuables left unattended.
- An individual trying door handles to vehicles, and/or residences to gain access to the vehicle and/ or residence.
- An individual checking front doors of residences to locate any unattended packages or individuals following delivery trucks to see where the truck is dropping off packages.
- Please dial 911 to report crimes in progress, suspicious activity or for life threatening emergencies. If it is not an emergency, dial (415) 553-0123.



**See something.
Say something.**



Definition of Community Policing

Community policing, or community-oriented policing, is a strategy of policing that focuses on police building ties and working closely with members of the communities.

Homeless Outreach and Outreach to Drug Users:

Taraval Station has two officers that coordinate with city agencies to provide outreach and assistance to rehabilitate those who are dependent on illegal drugs and outreach to homeless individuals to connect them with resources and support.

Foot Patrols:

Taraval Station has 3 foot beat locations. These officers are assigned to Irving St, West Portal Ave and Ocean Ave.

Monthly Police Community Relations Meetings:

Community Meetings are going to be held continuously. Officers and sergeants also attend meetings with merchants groups, business groups, development authorities and others. Concerns are voiced and addressed through problem solving. These meeting will be on the third Tuesday of each month.

Email Updates:

Taraval Station will send out newsletter updates to residents in the District that alerts residents of crime trends, upcoming community events, crime prevention tips, and information on how to contact officers at the District Station.



TARAVAL STATION



Join The S.F.P.D. – San Francisco's Finest

The San Francisco Police Department welcomes dedicated men and women to join us in serving our City. I encourage you to apply to become one of San Francisco's finest.

The City and County of San Francisco invites you to join a highly respected police department and serve the citizens of one of the most beautiful cities in the country. San Francisco Police Officers perform a wide variety of duties to promote public safety and security, prevent crime and enforce the law. Police officers perform a number of essential functions. For example, they patrol districts to prevent and detect crime; respond to calls for assistance; conduct criminal investigations; interact with the community to build cooperation and support; pursue and arrest suspects; enforce traffic and parking laws; write reports and maintain records; work with superiors, peers, and others as a team; prepare for and participate in planned events; prepare for court and give testimony; and fulfill other administrative duties when required. This is much more than a job; it is an opportunity to build a career of which you can be proud.

Applying is Easy!

1. Apply with the City and County of San Francisco at (Entry Level (Q-2) Police Officer) Go to www.nationaltestingnetwork.com, choose law enforcement, and register to take the San Francisco exam (\$45). Financial assistance is available.
2. Choose an available exam date that's convenient for you.
3. Schedule your exam.

Have Questions? Contact the San Francisco Police Department Recruitment Unit

1245 3rd Street, 5th Floor, San Francisco, CA 94158
Phone: 415-837-7245
Fax: 415-575-6095

 joinsfpd@sfgov.org  twitter.com/SFPDRecruitment  facebook.com/SFPDRecruitment

The San Francisco Police Department values diversity in its workforce, and is committed to fair and equal treatment of all applicants for employment. Discrimination on the basis of sex, race, religion, color, national origin, ancestry, disability, medical condition, marital status, sexual orientation, or other protected categories is prohibited and unlawful.



TARAVAL STATION



NOW'S THE TIME

JOIN THE SFPD
GO TO SFPDCAREERS.COM



Join the SFPD – and be part of San Francisco's finest!

San Francisco is a world-class city with a world-class police force. From Fisherman's Wharf to Golden Gate Park and from Nob Hill to the Tenderloin, whether we're on foot patrol, horseback, or in squad cars, investigating felonies, responding to emergencies or leading classes on public safety, we're working with you to help keep our community safe.

"The San Francisco Police Department offers qualified men and women the opportunity to make a positive difference in our citizens' daily lives. I encourage you to apply today to see how you can become one of San Francisco's finest."

– Chief William Scott

Applying is easy!

We are accepting Entry Level (Q-2) Police Officer applications. To apply please follow the 2-step process:

1. Apply with the City and County of San Francisco at www.jobaps.com/sf (Entry Level (Q-2) Police Officer)
2. Go to www.nationaltestingnetwork.com, choose law enforcement and register to take the San Francisco Police Department's Written Examination*.


*As part of this process, you will need to establish an account with NTN. A fee is required to take the written examination. Candidates with demonstrated financial hardship may submit a request to have the fee waived prior to test registration. See "Candidate FAQ #27" on the NTN website (<https://nationaltestingnetwork.com/publicsafetyjobs/faqs.cfm>) to learn more on how to apply for a fee waiver.

Have Questions? Contact the San Francisco Police Department Recruitment Unit

1245 3rd Street, 5th Floor, San Francisco, CA 94158

Phone: 415-837-7270

Fax: 415-575-6095

 joinsfpd@sfgov.org

   @SFPDRecruitment

The San Francisco Police Department values diversity in its workforce, and is committed to fair and equal treatment of all applicants for employment. Discrimination on the basis of sex, race, religion, color, national origin, ancestry, disability, medical condition, marital status, sexual orientation, or other protected categories is prohibited and unlawful.



“
YOUR FEEDBACK
will help US serve YOU better!
”

sanfranciscopolice.org/feedback

The SFPD wants to hear from YOU.

We are committed to excellence in law enforcement and are dedicated to the people, traditions and diversity of our City. Our mission is to provide service with understanding, response with compassion, performance with integrity and law enforcement with vision.

We welcome your comments. Let us know how we’re doing, what we could be doing better and your thoughts on how your police department can work more closely with the community we proudly serve.


Visit us at sanfranciscopolice.org/feedback. Your feedback will help SFPD better serve our City. Comments will be reviewed by our Community Engagement Unit and forwarded to the relevant unit, department office or neighborhood station for review and follow up, if appropriate.

(If this is an emergency, please call 911. For non-emergencies, call 415-553-0123. You may also visit <http://sanfranciscopolice.org/police-commendation-complaint> for more information on providing input on SFPD policies and practices.)



SFPD RESOURCES

EMERGENCY: 911
Non-Emergency: 553-0123
Cell Phone 911: 911 / 553-8090
Customer Service Center: 311
SFPD Tip Line: 566-0115
Anonymous Tip-Line 575-4444
Chinese Tip Line: 315-2435
Text a Tip: 847411 (Tip 411)
Blessing Scam Hotline: 553-9219
Graffiti Abatement: 850-6951



TARAVAL STATION RESOURCES

Taraval Station: 759-3100
Captain Nicholas Rainsford: 759-3100 - nicholas.rainsford@sfgov.org
Patrol Lieutenants: 759-3100
Taraval Administration & Community Sgt.: 759-3120 – Sgt. Lynn Pomatto
Taraval Permits/ Code Abatement: 759-3123 – Officer Matt Faliano
Neighborhood Deputy District Attorney: 553-1752 - Jack Shannon
Website: www.taraval.org / Taraval Station E-mail: SFPDTaravalStation@sfgov.org
To Reserve Our Community Room: taravalcommunityroom@sfgov.org

OTHER RESOURCES

Dept. of Parking & Traffic: 553-1943
DPW Dispatch 695-2020
S.A.F.E. 553-1984

ALL EMERGENCY CALLS: 911

We, the members of the San Francisco Police Department, are committed to excellence in law enforcement and are dedicated to the people, traditions and diversity of our City. In order to protect life and property, prevent crime and reduce the fear of crime, we will provide service with understanding, response with compassion, performance with integrity and law enforcement with vision.