



Taraval Station Newsletter September 21 - 27



Dear residents, merchants, and community stakeholders of the Taraval District,

I'd like to highlight the tremendous work that your Officers are doing on a daily basis. The following two incidents highlight our commitment to being guardians of our community and reducing violent crime. During this last week, Officers at Taraval assisted in locating two missing juveniles and returning them to their highly concerned and scared parents. The other incident involved making an arrest and seizing a firearm pursuant to an investigation that began following one man shooting at another man. Additional details are on the next page.

Be safe,

A/Captain Lozada



A/Captain Aaron Lozada
Commanding Officer
Taraval Station

Inside this issue:

Page:

- 1 - Newsletter
- 3 - Thieves Breaking into Garages with Coat Hanger
- 4 - National Preparedness Month / Sign up for AlertSF
- 5 - Get ready for November's Election
- 6 - Brotherhood Way Hate Crime Investigation
- 7 - Burglary Awareness Prevention
- 8 - New Online System to Obtain Copies of Police Reports
- 9 - Preventing Catalytic Converter Theft
- 10 - Package Theft Prevention Guide
- 11 - Register Your Bicycle
- 13 - Sharing the Road W/ Cyclist
- 14 - Combating Hate Crime
- 15 - Park Smart!
- 16 - Bias-Free Policing
- 17 - What To Do During an Emergency
- 18 - Police Commission Disciplinary Actions Report
- 19 - Previous Weeks Notable Incidents
- 22 - Crime Maps (September 1 - 27)
- 25 - Community Boards
- 26 - Definition of Suspicious Activity & Community Policing
- 27 - Make the Right Call SF
- 28 - Feedback - Commendations and Complaint
- 29 - Join SFPD
- 30 - Taraval Phone List

- Compared to the same time last year (9/27/2019), the numbers year to date are as follows: Currently, we are down 26% in vehicle burglaries, 20% in assaults, and 24% in robberies. We are currently up 30% in vehicle thefts and 8% in home and commercial burglaries. Officers are out in your neighborhood patrolling the streets and enforcing the law. Help us; If you see something, Say something.

- If you are reporting a crime in progress, dial 9-1-1(415-553-8090 on cell phones) to report fires, medical emergencies or any emergency related to public safety. To report a non-emergency incident (a crime that has already occurred and the suspects are gone) please call the SFPD non-emergency phone number at 415-553-0123 or you can go online to file certain reports at <https://www.sanfranciscopolice.org/get-service/police-reports/file-police-report>

- Taraval Station



Next Community Meeting:

Due to the current situation, we will update everyone with the date and location of our next meeting. Stay tune for more info.

Taraval Community Room Will Be Closed Until Further Notice.

Thank you for subscribing to our Newsletter.

Please follow us on:

Twitter:

@SFPDTaraval

Website: <http://www.taraval.org>



- Sideshow - on 9/27 9:26 pm numerous vehicles came over to our district in the area of Randolph St & Head St and started an illegal sideshow. SFPD Mobile Field Force responded to the location to safely disperse the sideshow. The Mobile Field Force secured video evidence to assist in the identity of vehicles and suspects participating in the illegal event. The investigation will continue and, should sufficient evidence exist, enforcement action including arrests will occur. If you see a sideshow in your area, call 911.
- We are receiving more reports of garage burglaries. Suspects are able to gain entry by defeating the automatic garage door emergency locking mechanism. See page 3 for more information.
- Catalytic converter thefts are still an on-going issue. See page 9 for prevention information.
- Package theft. See page 10 for prevention information from SF Safe.

Search Warrant for Attempted Homicide Suspects

TNT Officers investigated an incident of shots fired that occurred on September 15th at the unit block of Holloway Ave. TNT Officers gathered security videos in the area. During the course of their investigation, two suspects were identified. A search warrant was obtained & executed. A firearm was seized and both suspects were arrested for the shooting and attempted homicide.



Thieves can Break Into Locked Garages with Just a Coat Hanger



A burglar can open a closed roll up garage door in seconds, with just a small block of wood and a coat hanger. This garage door safety release mechanism can be tripped from outside of your garage door with nothing more than a coat hanger. To open up a roll-up garage door, all a thief needs to do is thread a coat hanger or hooked piece of wire through the top of the door and pull the emergency latch. By disengaging the safety release on your door the door can be rolled up by hand to let a thief inside and then quickly back down as if nothing were out of the ordinary.

It's very easy to defeat an automatic garage door opener and break into a garage, especially when you have garage door windows that enable a thief to see exactly what they're doing. Even without windows the task is fairly easy and can be done just on feel and knowing the mid-point of your garage where the release cord is located.

Removing the cord makes getting in a bit more time-consuming for a burglar to get inside your garage. If it takes too long the thief may give up rather than risk getting caught in the act of braking in your garage.

The Best Solution – Lock the release lever into the engaged position. On some garage door openers, you can use a plastic cable tie or some thin wire to tie the lever to the carriage assembly it is attached to. The lever always has a hole in it (to attach the release cord) and some carriage assemblies have holes you can run the cable tie or wire through. If your garage door release doesn't, you can drill a hole. The idea is that you just need to make it virtually impossible for a flimsy coat hanger to be able to pull the lever down, while, at the same time, allowing you to cut or remove your simple lock from inside the garage. One options is using zip-ties to lock the engaging arm on the automatic opener. While this will prevent the bypass technique employed by thieves, the safety pull handle can still be yanked hard from inside the garage to break the zip ties in an emergency. Another way is to create a shield or cover so the coat hanger can not access the release. These methods will still allows you to use your remote control to open the garage door. Search the internet or ask your garage door specialist for more safety preventions.



<https://www.ready.gov/september>



Disasters Don't Wait. Make Your Plan Today.



National Preparedness Month (NPM) is recognized each September to promote family and community disaster planning now and throughout the year. As our nation continues to respond to COVID-19, there is no better time to be involved this September.

The 2020 NPM theme is: **"Disasters Don't Wait. Make Your Plan Today."**

WEEK 1

Week 1 September 1-5: **Make A Plan**

Talk to your friends and family about how you will communicate before, during, and after a disaster. Make sure to update your plan based on the Centers for Disease Control recommendations due to the coronavirus.

WEEK 2

Week 2 September 6-12: **Build A Kit**

Gather supplies that will last for several days after a disaster for everyone living in your home. Don't forget to consider the unique needs each person or pet may have in case you have to evacuate quickly. Update your kits and supplies based on recommendations by the Centers for Disease Control.

WEEK 3

Week 3 September 13-19: **Prepare for Disasters**

Limit the impacts that disasters have on you and your family. Know the risk of disasters in your area and check your insurance coverage. Learn how to make your home stronger in the face of storms and other common hazards and act fast if you receive a local warning or alert.

WEEK 4

Week 4 September 20-26: **Teach Youth About Preparedness**

Talk to your kids about preparing for emergencies and what to do in case you are separated. Reassure them by providing information about how they can get involved.

AlertSF

AlertSF is a text, e-mail and phone-based notification system for San Francisco's residents and visitors. AlertSF will send alerts regarding emergencies disrupting vehicular/pedestrian traffic, watches and warnings for tsunamis, flooding, and Citywide post-disaster information to your registered wireless devices, email accounts and phone numbers.

To sign up for AlertSF text your zip code to 888-777 or visit: www.alertsf.org

<https://sfdem.org/get-city-alerts>



Be prepared for the next election. Find out what contests will appear on the ballot, options for casting your vote, how to mark your ballot, and more.

Ways to Vote

Learn about the different ways to cast your vote in San Francisco, including voting by mail, voting at the City Hall Voting Center, and voting at your polling place on Election Day

What's on the Ballot?

Find out about the candidates and measures that will appear on the ballot in upcoming elections

Ranked-Choice Voting

Learn about the ranked-choice voting ballot that allows voters to rank up to ten candidates, practice marking an interactive demonstration ballot, and learn how ranked-choice votes are counted.

Language Access

Find out about voting options and services provided to San Francisco voters in languages other than English

Accessible Voting and Services

Learn about accessible voting options and services available to help voters with disabilities cast their vote privately and independently

Military and Overseas Voters

Find out about special voting programs for members of the military and their families and San Francisco voters who reside outside the United States

Agency and District Elections

Learn about upcoming agency and district elections.



Brotherhood Way & Commonwealth Ave. Hate Crime Investigations 20-101

The San Francisco Police Department is investigating incidents that occurred at a school located on the 800 block of Brotherhood Way and at a church located on the unit block of Commonwealth Avenue. The SFPD is investigating these incidents as hate crimes. The SFPD has taken steps to increase the safety and security of the community and for the physical sites however, we ask that the community remain alert and report anything suspicious to the police. Investigators are actively working to identify those responsible for the crimes and to place them under arrest.

The latest incident occurred on September 19, 2020, at approximately 2:25 AM. Officers assigned to patrol the school on the 800 block of Brotherhood Way heard gunshots in the area. The officers immediately searched for the source of the gunshots, but no suspects were located. During the search, officers located a damaged sign in front of the school, which appeared to be caused by a bullet, but no injuries were reported.

Anyone with information is asked to call the SFPD 24- hour tip line at [1-415-575-4444](tel:1-415-575-4444) or Text a Tip to [TIP411](text:TIP411) and begin the text message with SFPD. You may remain anonymous.



TARAVAL STATION



City and County of San Francisco
POLICE DEPARTMENT
MEDIA RELATIONS UNIT
1245 3RD Street, 6TH Floor
San Francisco, California 94158



MEDIA ADVISORY

September 8, 2020
xxx-20

San Francisco Police Release Burglary Awareness Crime Prevention Video

On September 8, 2020 the San Francisco Police Department released a crime prevention video to remind the public not to leave valuables in parked cars including garage door openers, which burglars have used to enter residential garages and homes.

The video can be viewed by clicking this link: <https://vimeo.com/452723805/8db0311cd1>

Keeping items out of your vehicle when parked is important to not tempt thieves. One thing to keep in mind while parked at your residence is to remove your garage door openers. Sergeant Scott Hom with the San Francisco Police Depart-

Tel. 1-415-837-7395

Fax 1-415-837-7249

E-mail: sfpdmediarelations@sfgov.org

 twitter.com/sfpd

 facebook.com/sfpd

 sanfranciscopolice.org

SFPD 96 (11/15)



SFPD to Unveil New Online System to Obtain Copies of Police Reports via GovQA 20-096

The SFPD Crime Information Services Unit (CISU) processes requests for copies of police incident reports and is pleased to announce the release of a new and improved way to process these requests.

Effective Tuesday, September 8, 2020 the Incident Report Request Portal goes live! The portal, powered by GovQA, will modernize CISU's processes and greatly streamline the Department's distribution of incident reports.

Victims of crimes, parties to traffic collisions and their representatives will have the ability to create an account through CISU's GovQA portal and will be able to track request(s), receive reports and correspond securely online. Using the portal is the most secure and convenient way to request and receive copies of incident reports filed with SFPD in the City. All other existing submittal methods for requesting copies of incident reports will remain available.

This online request portal will receive and process all types of San Francisco Police Incident Report requests. Report types include traffic collisions, domestic violence and all other incidents of general crime.

The portal also includes a Fast FAQs section to help answer common questions about the report request process.

Information about requesting reports is available on the CISU webpage at:
<https://www.sanfranciscopolice.org/get-service/police-reports/request-police-report>

The portal can be accessed via the page above or directly at:

<https://cisusanfranciscopd.mycusthelp.com/WEBAPP/rs/SupportHome.aspx?lp=3>

Anyone with questions or comments about this new service may contact a CISU supervisor during normal business hours at [1-415-575-7232](tel:1-415-575-7232).

Crime reports and collision reports occurring at the San Francisco International Airport are available for a fee after five (5) business days at the San Mateo County Hall of Justice, Records, 3rd Floor, 400 County Center, Redwood City 94063, Monday through Friday, 9:00AM to 5:00PM Phone: [1-650-363-4525](tel:1-650-363-4525), Fax: 1- 650-365-9884.



Protect Your Vehicle Against Catalytic Converter Theft



The catalytic converter was mandated for all U.S. cars and trucks in 1975, to convert harmful pollutants into less harmful emissions before they left the exhaust system. Precious metals such as platinum, palladium, rhodium or gold are used as the catalyst. Depending on which metal was used, thieves can sell the converters to metal recyclers for \$20-\$200. The recyclers then extract the metal and resell thousands of dollars an ounce, as in the case of rhodium. While national theft figures are not recorded for catalytic converter theft, the crime has risen in tandem with sharply rising metal prices.

Thieves can remove a catalytic converter quickly, often in less than two minutes. The only tools a thief needs are a wrench (for converters that are bolted on) or a reciprocating saw (for converters that are welded in). Most common vehicle we've seen hit are Toyota Prius and vehicles with high ground clearance.

We recommend parking your vehicle in your garage or in a well-lit area and close to heavy foot or vehicle traffic. Have the catalytic converter welded to your car's frame. Engrave your vehicle's identification number (VIN) on the catalytic converter. Determine if your vehicle has a motion sensor or consider installing one where any motion will trigger the alarm. There are also newer security features can be added to enclose the catalytic converter.

Taraval Officers had arrested the suspects on two incidents. We had seen only a slight decline after those arrest, but the thefts are still on going. If you see something say something, report it to the police.



With the Covid-19 restrictions lifting in phases and many of us are starting to venture out again, here are some Package Theft Prevention Guide from SFSafe to help prevent your packages from being stolen.



PACKAGE THEFT PREVENTION GUIDE

✉️ **WON'T BE HOME?**

Use the "Hold Package" option at USPS.com to have packages held at location post office for pick up. You can also arrange for neighborhoods to pick up any packages that might be delivered.

✉️ **USE SPECIAL SERVICES**

Use USPS special services like *Signature Confirmation* or *Registered Mail* to add a layer of security.

✉️ **REQUEST NONDESCRIPT PACKAGING**

When completing your online order, opt for packaging that conceals the item or select the 'gift' option to ensure package arrives in a plain box especially when ordering from a high-end store.

✉️ **NETWORK WITH NEIGHBORS**

Neighborhood groups on social media or community apps can provide a system for reporting suspicious activity. This is also a good way to keep your deliveries and neighborhood secure.

✉️ **PORCH AREA VISIBILITY**

Keep the porch area clear and visible. The more likely a would-be thief is to be seen, the more likely they are to choose another target.

✉️ **CUSTOMIZE DELIVERIES**

Customize deliveries by adding specific delivery instructions using USPS.com and your tracking number. You can also schedule packages to arrive when you are home or reroute packages.

✉️ **DELIVER TO SECURE LOCATIONS**

Send packages to secure locations such as Amazon Lockers, FedEx and UPS locations, P.O. Boxes, and local post office.

✉️ **USE MODERN ALTERNATIVES**

Take advantage of contemporary options like smart lockers, lockboxes, cameras, motion detection lighting, alarms like Package Guard, and services like Doorman.





Did you just purchase a new bicycle or have one that hasn't been registered?



RIDE ON!

Make Bicycle Theft a Thing of the Past

In order to address the issues cyclists are faced with, SAFE has partnered with the San Francisco Police Department and dedicated community members to create SAFE Bikes. SAFE Bikes maintains a registry to help get your bike back to you in case it's stolen, and an information page to keep you and your bike out of harm's way.

Register your bicycle at SFSAFE at <https://sfsafe.org/safe-bikes/>

The SAFE Bikes sticker and ID code have been instrumental in helping law enforcement get recovered bikes back to their owners. To register your bike with SAFE Bikes, you will need:

- Make, model, serial number and complete description of the bicycle.
- A photo of the purchase receipt
- A photo of the bicycle

The [SAFE Bikes Registration Form](#) will open in a new tab. If the tab doesn't open, please send an email with your name and address and we'll get you started with bike registration.

After your registration is complete, you will receive a sticker in the mail to place on your bike.



Have you recently purchased a new bicycle or have an old one that you cherish. Here are some tips from SF Safe on what you should do next to increase your chances of recovering your bicycle if it is ever stolen.



YOUR BIKE HAS BEEN STOLEN. NOW WHAT?

Here's what you should do next to increase your chances of recovering your bike:

➔ File a Police Report

You can do this in one of three ways:


- Online at sanfranciscopolice.org/reports
- Via phone by calling (415) 553-0123
- In person by going directly to your district police station

➔ Call or Email SF SAFE

Give us a call so we can list your bike as stolen on our database. You can reach us at (415) 553-1984 or info@sfsafe.org.

➔ Register

If you haven't done so already, register your bike at nonprofit bike registry, bikeindex.org. If you are already registered, take action to flag your bike as stolen.



➔ Read Up

SF SAFE recommends reading "What to Do After Your Bike Has Been Stolen" on Medium. The article has a multitude of gems about where and how to post about your bike on social media to increase chances of recovering it.

➔ Create a Google Alert

By creating a Google alert for bikes being sold that match the make and model of your bike, you increase your chance of finding it.

➔ Don't Recover Your Bike Yourself

If you see your bike for sale on Craigslist or OfferUpNow.com, don't try to recover it yourself. Contact SFPD directly.

➔ Keep in Touch

If the police contact you to return your bike or if you recover it, please let us know! That way, SF SAFE can keep our files updated.



Visit www.sfsafe.org for more safety tips!

If you have any questions, please email safebikessf@sfsafe.org



SHARING THE ROAD WITH CYCLISTS

When it comes to safely sharing the road with cyclists, it's paramount for drivers to learn how to coexist.

➔ Share the Road

When out and about, drivers need to be ever-mindful of sharing the road with cyclists.

➔ Stay Off the Horn

Sudden honking might startle a cyclist and can cause them to swerve into traffic or off the road.

➔ Follow the 3 Foot Rule

Maintain a distance of 36 inches from cyclists whenever passing them. If possible, keep an even wider berth if there's bad weather or if in a higher speed limit zone.

➔ Mind Your Blind Spots


Drivers should double-check their mirrors when changing lanes, making turns, and especially before opening their car door after parking.

➔ Be Cautious with Kids

Kids can be unpredictable since their motor skills and decision-making faculties aren't fully developed. Be on alert when driving near schools and residential areas.

➔ Be Patient

Don't tailgate a cyclist. When you need to pass one, patiently wait until it's safe to do so.



Visit www.sfsafe.org for more safety tips!

If you have any questions, please email safebikessf@sfsafe.org



Combating Hate Crimes

Hate has no home in San Francisco, whether during a pandemic or in normal times. The San Francisco Police Department and San Francisco District Attorney's Office have collaborated to provide valuable information to help people identify and report hate crimes.

Watch the video at <https://vimeo.com/409110581>





Park Smart!



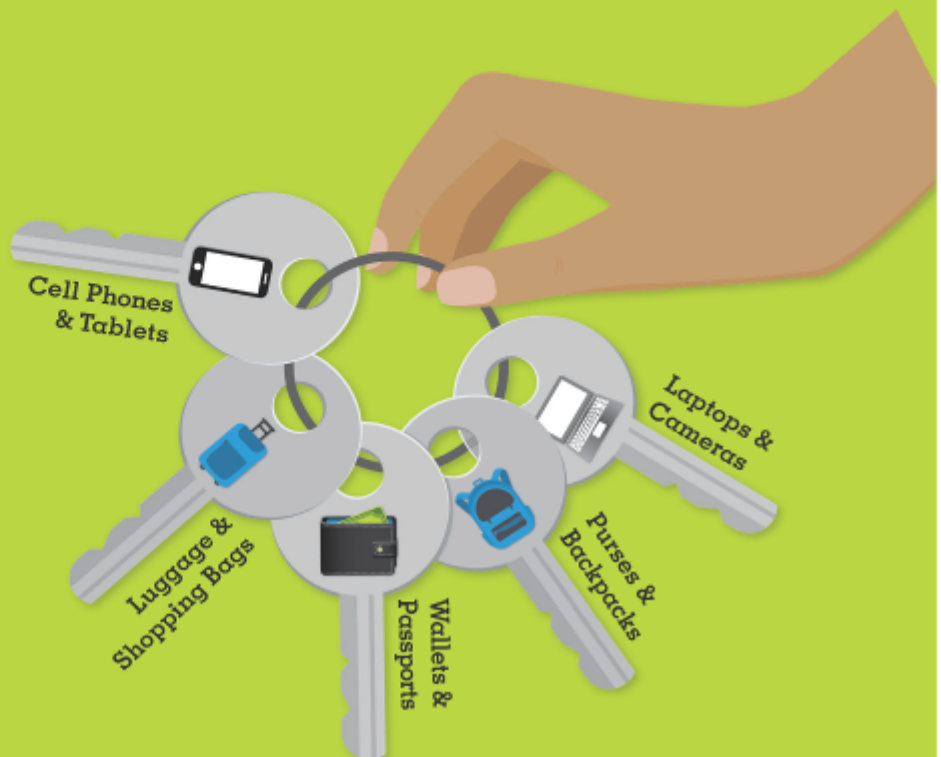
THE KEYS TO
PARKED CAR
SAFETY ARE IN
YOUR HANDS!

If you love it, don't leave it.

DON'T TEMPT A CAR THIEF!

Car thieves only need seconds to break into your car. So Park Smart, and especially keep your trunk clear.

**Take everything
with you.**





TARAVAL STATION



Policía sin Sesgos



Todos merecemos ser tratados con justicia.

Los oficiales de SFPD se someten a entrenamiento de imparcialidad y justicia procesal. Nuestro objetivo es garantizar policía comunitaria justa y imparcial.

Estamos dedicados a brindar seguridad con respeto para todos.

Conozca nuestros esfuerzos para eliminar el sesgo y elevar la responsabilidad en: sanfranciscopolice.org/progress.
Para presentar una queja, visite: sanfranciscopolice.org/complaint.



無偏見警務



每個人都應該得到公平的對待。

SFPD 官員接受不偏不倚的程序及正義培訓。我們的目標是確保公平公正的警務。

我們致力提供所有安全及尊重。

想了解更多消除偏見並增加問責制，請上網到我們的網站sanfranciscopolice.org/progress。
要提交投訴請訪問sanfranciscopolice.org/complaint。



Bias-Free Policing



Everyone deserves to be treated fairly.

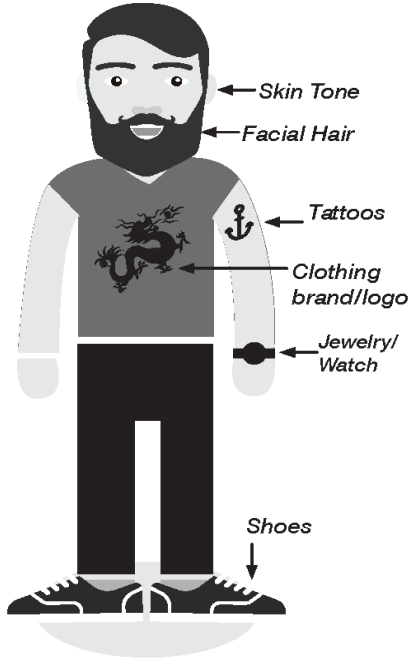
SFPD officers undergo Implicit Bias & Procedural Justice training. Our goal is ensure fair, impartial community policing.

We're dedicated to providing *Safety With Respect for All.*

Learn about our ongoing efforts to eliminate bias and increase accountability at sanfranciscopolice.org/progress.
To file a complaint, visit sanfranciscopolice.org/complaint.



Describe Me!



How to Describe a Suspect

Providing a detailed description of a criminal suspect can help solve crimes in San Francisco. Suspects can easily change their appearance with a hat, jacket or glasses. It is important to be mindful of unique characteristics such as body markings, tattoos, shoes and specific clothing markings, like logos.

Note the Following Unique Characteristics:

Race _____ Sex _____ Age _____ Height _____ Weight _____

Hair _____ Eyes _____ Complexion _____

- Physical Characteristics (slight or heavy build, scars, marks, tattoos, manner of walk, mustache, glasses) _____
- Clothing (type and color, logos or brand names, shoes, jewelry, accessories) _____
- Weapon (type of weapon used by the suspect: rifle, shotgun, automatic, revolver, knife) _____
- Remarks (note anything the suspect says, accent, any names used) _____
- Means of Escape (vehicle or foot, license plate number, year, make, model, color, traveling in which direction) _____

If it's safe, take a photo of the suspect, vehicle, license plate number, etc.

What to Do During an Emergency



How to Call 911 in an Emergency

- Remain Calm and **Dial 911** Immediately
 - **WHEN** to Dial 911
 - If a crime is posing an immediate threat to you or others
 - If there is a medical emergency
 - If the incident is in progress
 - If the incident just occurred and you know where the suspect is
- State the following information:
 - **WHERE** the incident is happening and **WHAT** is occurring, for example: **"I'm at 1234 Market Street and I've just been robbed"**
 - Tell the operator if you are in immediate danger or are being threatened
 - Be **brief, clear** and **accurate**
- As long as it is safe, stay on the line and answer the operator's questions
- Describe each suspect separately from head to toe (*see more information on the back of this card*)

Other Methods of Reporting

- To file a report online, visit sanfranciscopolice.org/Reports
- For TTY users, pressing the space bar every few seconds will help your call be recognized faster
- For non-emergency reporting, dial 311 or 415-553-0123 within SF or 415-701-2311 outside SF
- To call SFPD dispatch directly, dial 415-553-8090

When in doubt, call 911





Police Commission Disciplinary Actions "Veronese" Reports

Quarterly Disciplinary Review Board report is located at:

<https://sfgov.org/policecommission/police-commission-disciplinary-actions-veronese-reports>

Published Reports

Information to the community on Use of Force, Early Intervention System, FDRB Reports, Reports on IAD and Police Commission Sustained Complaints and Sworn Demographics and General information regarding the investigation of Officer Involved Shootings, including the Quarterly Update on Officer Involved Shooting Investigations located at:

<https://www.sanfranciscopolice.org/your-sfpd/published-reports>

Department Published Reports

Use of Force, Stops & Arrests

The [Quarterly Report on Arrests, Uses of Force and Stop Data](#) is published quarterly per section 96.A.3 of the San Francisco Administrative Code.

Firearms Discharges

Every time an officer discharges their weapon, no matter the circumstance, the Department convenes the Firearms Discharge Review Board (FDRB) per [DGO 3.10](#). The FDRB meets as needed quarterly, and [findings of the FDRB](#) are presented to the San Francisco Police Commission.

Early Intervention System

The San Francisco Police Department's Early Intervention System (EIS) is a structured system that identifies and manages behaviors that result in performance related problems by individual members. The EIS system, per [DGO 3.19](#), is a non-disciplinary intervention to assist members in professional development. [EIS publishes reports quarterly](#).

Officer Involved Shootings (OIS) Historical Data

Officer Involved Shootings, Suspect-Involved, 2009 – 2019

SFPD updates the [yearly statistics](#) for the Officer Involved Shootings (OIS) Historical Data each year in February for the prior year.

Memorandum of Understanding (MOU) between the San Francisco District Attorney's Office and the San Francisco Police Department

The [MOU](#) outlines the agreement between the San Francisco District Attorney's Office and the San Francisco Police Department regarding the procedures for the criminal investigation of "Covered Incidents" to determine if an officer committed a criminal offense.

Historical Traffic Stops Reports

The Department previously used eStop to collect information on traffic stops. On July 1, 2018, the Department discontinued the use of eStop and began using the State of California's Stop Data Collection System (SDCS). Current stop data collection can be found in the [quarterly 96a Use of Force/Encounter Report for the correlating quarter](#).



Previous Weeks Notable Incidents

*** Not all crimes are reported in the daily report, addresses shown are the "Unit Block" where the incident took place.

Daily Crime Report :: Mon – September 21, 2020

Assault – Threats – Arrested

10:49 pm

2300 28th Ave

The victim reported that the suspect, an upstairs neighbor, had his window open and the TV on very loud. The victim yelled out to ask the suspect to quiet down but did not receive a response. The victim used a broom handle to knock on the suspect's window which prompted an argument with the suspect. During the argument, the suspect pointed a gun at the victim and threatened him. Responding officers arrived at the location and detained the suspect. A search also located the gun as reported by the victim. After further investigation, **the suspect was arrested.**

Sideshow

12:07 am

Plymouth Ave & Sadowa St

Officers were on patrol in the area when they heard a large group of motorists gathering. An investigation revealed that approximately 50 vehicles had blocked a nearby intersection with some vehicles attempting to do stunts in an unsafe manner. Additional officers responded and the group dispersed without incident.

Possession of Stolen Property – Methamphetamine Offense – Cited

11:59 am

1556 Great Hwy

The victim reported that his speakers, which were stolen yesterday and thrown on to a roof of a building afterwards, had been taken by the suspect. The victim confronted the suspect, who had climb on to the roof of the building to retrieve the speakers, and demanded his property back. The suspect refused and brandished a handgun at the victim. Responding officers located the suspect and detained him. A search revealed the speakers and methamphetamine in the suspect's possession. After further investigation, it was determined that the gun was a BB gun. **The suspect was cited.**

Daily Crime Report :: Tue – September 22, 2020

No notable incidents for this day. Go to <http://www.taraval.org/?p=17678>

Daily Crime Report :: Wed – September 23, 2020

Battery

7:33 pm

200 Brighton Ave

Officer responded to a report of a battery. The victim reported that he had been showing the suspect, his mother, their finances when she became upset and punched him multiple times. The victim then left the residence.

Suspicious Acts towards Female

3:00 pm

2000 Ulloa St

The victim entered Taraval Station to report an incident which occurred after she had finished jogging and was approaching her house. The suspect, who had double parked in front of the victim's home, approached her and made inappropriate comments about the victim's appearance and demanded the victim's contact information despite the victim's multiple refusals. The suspect then made lewd gestures in the victim's presence before the victim entered a neighbor's house. The suspect then left the area.



Notable Incidents (Cont.)

Burglary – Cited

2:23 pm

200 West Portal Ave

Officers responded to a report of suspicious activity. The victim stated that he had recognized the suspect, who had recently stolen two iPads from the victim's business, and observed that the suspect was suspiciously peering into multiple parked vehicles. Responding officers located the suspect and a search revealed the two stolen iPads along with an object commonly used to break windows. **The suspect was cited.**

Daily Crime Report :: Thu – September 24, 2020

Assault with a Knife – Battery – Arrested

10:39 am

4100 Judah St

The victim reported that the suspect, her 16 year old son, had been smoking marijuana earlier that morning and moved his bed to block the window. The victim told the suspect to move the bed back but the suspect responded angrily and yelled at the victim before punching the victim several times. The suspect broke the victim's TV and her laptop before the victim was able to call the police. Before the officers' arrival, the suspect then threatened the victim with a knife while demanding to see the victim's call log. Responding officers arrived at the location and the suspect, who was still holding the knife, advanced towards them. The suspect then stated that he wanted the officers to shoot him so his mother could watch it happen. The officers disarmed the suspect with a bean bag round and **arrested him.**

Daily Crime Report :: Fri – September 25, 2020

Robbery

1:02 pm

Arballo Dr & Higuera Ave

Officers responded to a report of a robbery. The victim reported that she had been out for a walk when a SUV suddenly pulled up next to her and the suspects exited the car. One of the suspects showed the victim a yellow colored chain and attempted to put it on the victim while a second suspect grabbed the victim's watch from her wrist. Both suspects then ran back to their vehicle with the stolen jewelry. The victim attempted to reach into the SUV for her property but a suspect hit her hand, causing injuries. The suspects then fled the area.

Trespassing

1:35 pm

2100 28th Ave

Officers responded to a report of a trespasser. The victim reported that she had been asleep when she was woken up by a thumping noise from outside. The victim went to investigate and observed the suspect, who appeared intoxicated, opening a sliding window and peeking into one of the rooms. The suspect then fled the scene.

Daily Crime Report :: Sat – September 26, 2020

Robbery

11:43 pm

Judah St & 45th Ave

Officers responded to a report of a robbery. The victim reported that he had just exited a store and was on a video call with a friend when the suspect suddenly approached him and accused the victim of filming him. The suspect then punched the victim several times before stealing the victim's backpack. The suspect then fled the area with the victim's property.



Notable Incidents (Cont.)

Daily Crime Report :: Sun – September 27, 2020

No notable incidents for this day. Go to <http://www.taraval.org/?p=17692>

Note: Not all crimes are reported

Read More

Daily Crime Reports

Do you want to know what happens daily in the District?

Read more at <http://www.taraval.org/?cat=14>

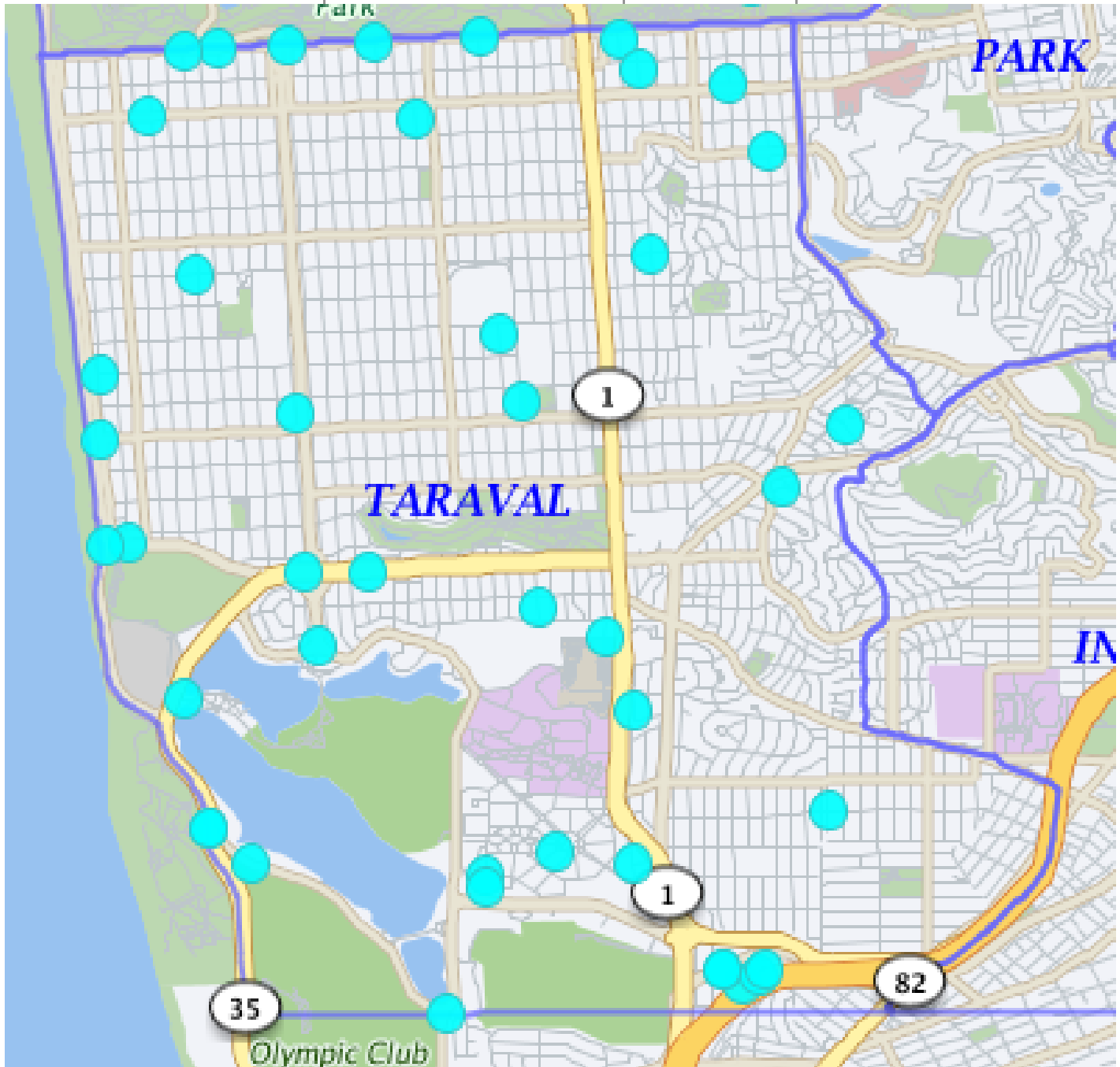


TARAVAL STATION



Auto Burglaries 09/01/20 – 09/27/20

Auto Burglaries	53
-----------------	----



If the dots does not add up to the number, there may be multiple incidents with the same address.

*Note: The map accurately reflects the information available at the time of preparation. Numbers may or may not change as more information becomes available. *Production date 09/29/20 - 0900 hrs*



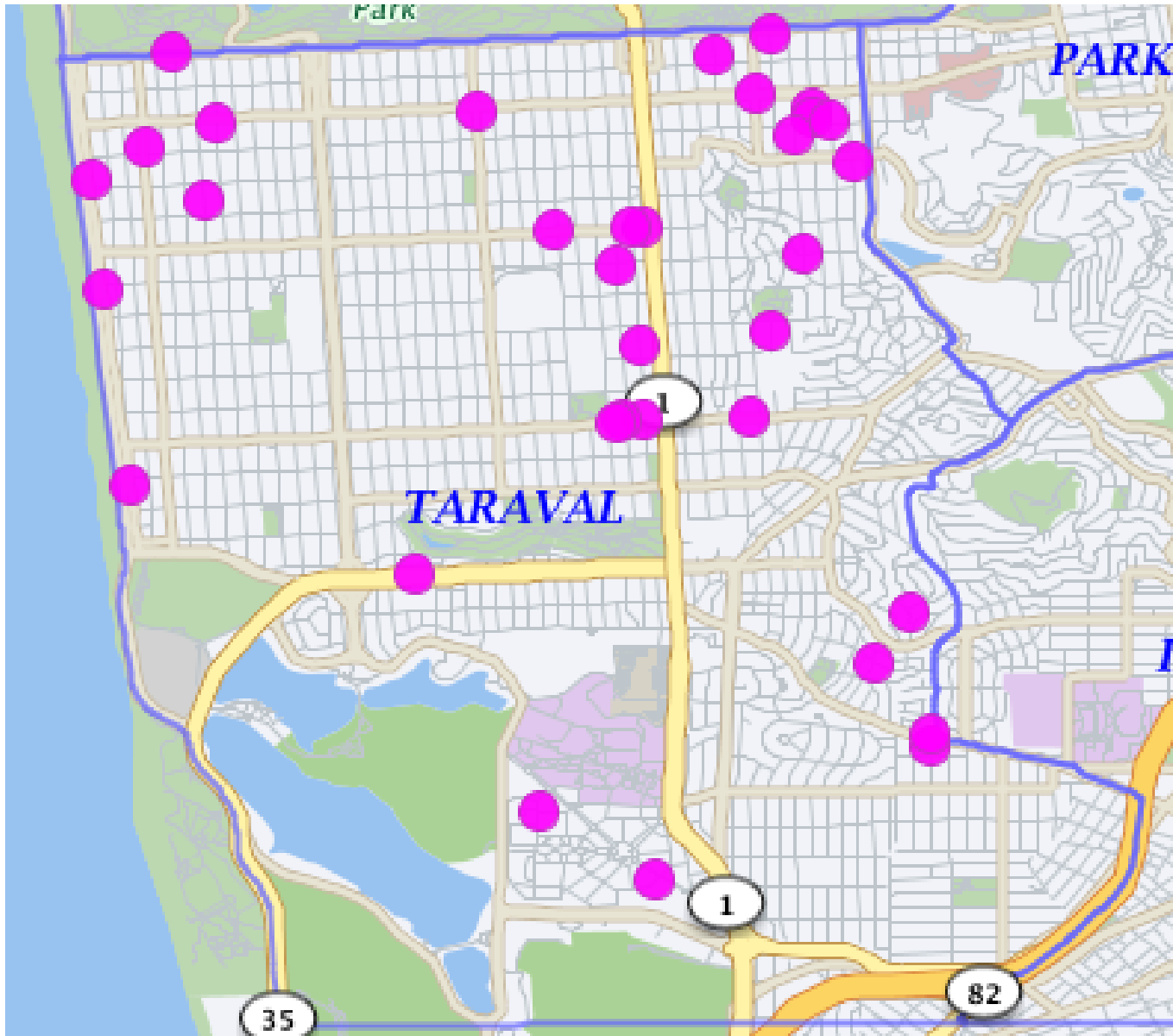
TARAVAL STATION



Commercial and Residential Burglaries

09/01/20 – 09/27/20

BURGLARY	Attempted Forcible Entry	4
	Forcible Entry	21
	Unlawful Entry - No force	9
		34



If the dots does not add up to the number, there may be multiple incidents with the same address.

*Note: The map accurately reflects the information available at the time of preparation. Numbers may or may not change as more information becomes available. *Production date 09/29/20 - 0900 hrs*

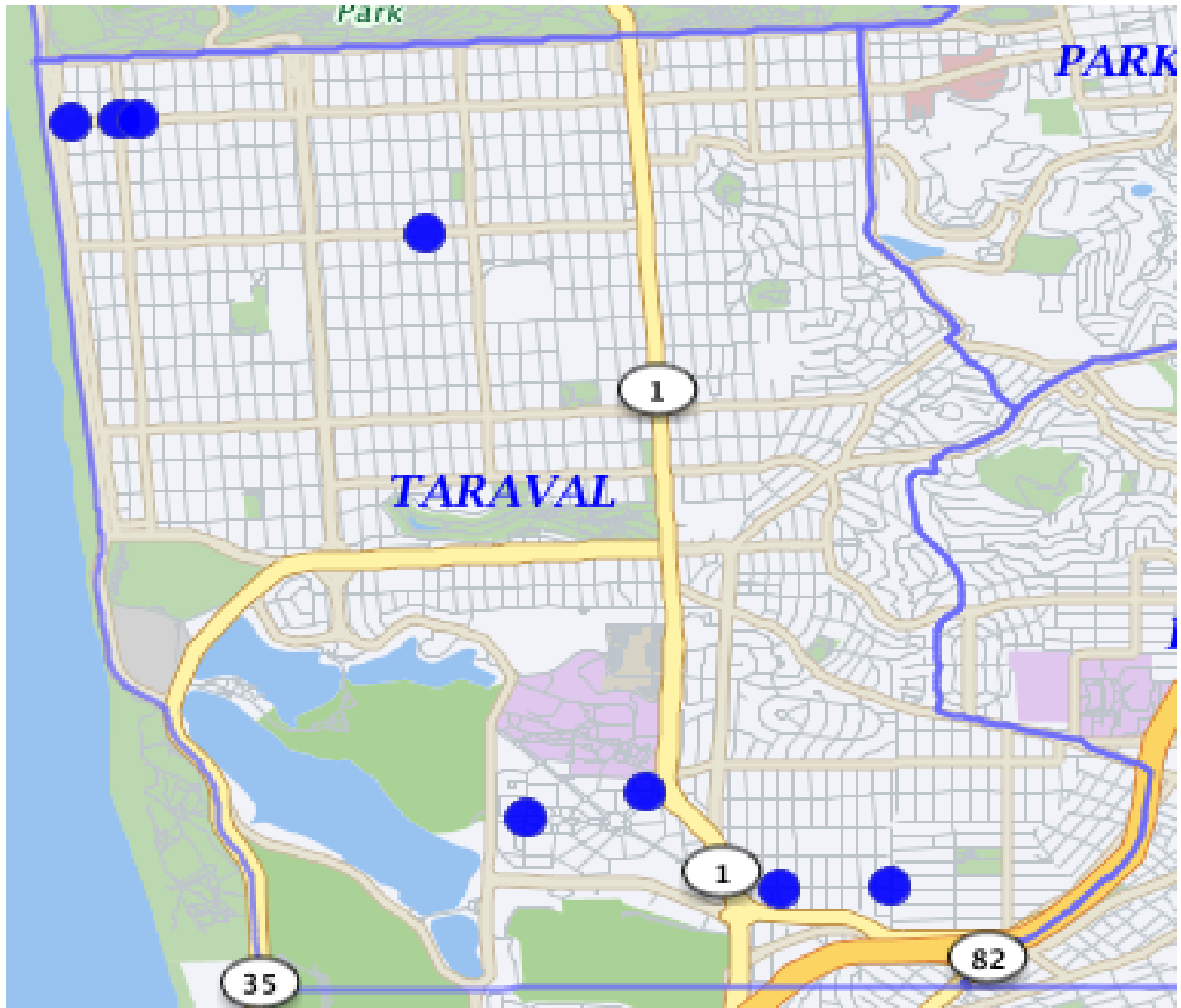


TARAVAL STATION



Robbery 09/01/20 – 09/27/20

ROBBERY	Firearm	2
	Knife or Cutting Instrument	1
	Other Dangerous Weapon	0
	Strongarm (no weapon)	5
		8



If the dots does not add up to the number, there may be multiple incidents with the same address.

*Note: The map accurately reflects the information available at the time of preparation. Numbers may or may not change as more information becomes available. *Production date 09/29/20 - 0900 hrs*



Community Boards Conflict Resolution Center

601 Van Ness Avenue, Suite #2040, San Francisco, CA 94102

(415) 920-3820 ◦ CommunityBoards.org

WHAT IS MEDIATION?

Mediation is a confidential and voluntary meeting where people discuss difficulties they are having with each other assisted by impartial third-parties, our Community Mediators.

Mediators help people come up with workable and lasting solutions. They do not give advice or make judgments. The goal is to help everyone feel heard, understood and respected.

IS THIS YOUR PROBLEM?

- Noise disturbance
- Landlord & tenant disputes
- Roommate disagreements
- Family conflicts
- Neighbor issues
- Communication breakdowns
- Harassment
- Tree & vegetation care
- Fence maintenance
- Property repairs
- Pet problems
- Parking issues
- Vandalism or graffiti
- Or something else?

Start Your Mediation Today!

¿QUÉ ES LA MEDIACIÓN?

La mediación es una reunión de tipo voluntario y confidencial, en donde las personas que se encuentran en dificultades con otras se reúnen para discutir entre ellas con la ayuda imparcial de terceras personas, las cuales son nuestros mediadores comunitarios.

Los mediadores ayudan a la gente a encontrar soluciones prácticas y duraderas. Los mediadores no dan consejos ni hacen juicios. El objetivo es ayudar a todos a sentirse escuchados, comprendidos y respetados.

¿ES ÉSTE SU PROBLEMA?

- Bulla, ruido
- Disputas entre propietarios e inquilinos
- Desacuerdos entre compañeros de cuarto
- Conflictos familiares
- Problemas de vecinos
- Interrupciones de la comunicación
- Acoso, hostigamiento
- Cuidado de la vegetación
- Cuidado de la cerca
- Reparaciones de propiedades
- Problemas con las mascotas
- Problemas con el estacionamiento
- Vandalismo o graffiti
- Otros problemas

¡Inicie hoy su mediación!

何謂調解?

調解是一種另類解決爭議的方法，由獨立第三者（我們的社區調解員）協助調解爭議雙方的矛盾。調解過程是完全自願及保密的。

調解員協助當事人通過談判尋求共同所能接受的最終解決方案。調解員是客觀的，不會參與自己的意見，或者判斷。除了解決矛盾，調解的目的是讓當事人雙方覺得他們的問題被重視，理解和尊重。

您是否遇到過以下的問題?

- 噪音干擾
- 業主與租客的糾紛
- 室友分歧
- 家庭衝突
- 鄰居關係
- 溝通障礙
- 騷擾
- 花木樹草的護理
- 護欄維修
- 物業維修
- 寵物問題
- 停車問題
- 惡意破壞或塗鴉
- 其他問題

今天開始調解!



Definition of Suspicious Activity

Suspicious activity is any observed behavior that could indicate a crime-related incident has been committed, or about to be committed. Unusual items or situations: A vehicle is parked in an odd location, a package/luggage is unattended, a window/door is open that is usually closed, or other out-of-the-ordinary situations occur.

Examples of Suspicious Activity:

- An individual peering into vehicles, to try, and locate any valuables left unattended.
- An individual trying door handles to vehicles, and/or residences to gain access to the vehicle and/ or residence.
- An individual checking front doors of residences to locate any unattended packages or individuals following delivery trucks to see where the truck is dropping off packages.
- Please dial 911 to report crimes in progress, suspicious activity or for life threatening emergencies. If it is not an emergency, dial (415) 553-0123.



**See something.
Say something.**

Definition of Community Policing

Community policing, or community-oriented policing, is a strategy of policing that focuses on police building ties and working closely with members of the communities.

Homeless Outreach and Outreach to Drug Users:

Taraval Station has two officers that coordinate with city agencies to provide outreach and assistance to rehabilitate those who are dependent on illegal drugs and outreach to homeless individuals to connect them with resources and support.

Foot Patrols:

Taraval Station has 3 foot beat locations. These officers are assigned to Irving St, West Portal Ave and Ocean Ave.

Monthly Police Community Relations Meetings:

Monthly community meeting are currently on hold due to the current situation, we will update everyone with the date and location of our next meeting. Stay tune for more info.

Email Updates:

Taraval Station will send out newsletter updates to residents in the District that alerts residents of crime trends, upcoming community events, crime prevention tips, and information on how to contact officers at the District Station.



Make the Right Call SF

Make the right call. Keep 9-1-1 available for emergencies.

9-1-1

Police, Fire & Medical

Available 24/7

Is there a danger to life, property or the environment?

Is there a crime in progress?

Is someone having a medical emergency and needs immediate assistance?

Is there a fire?

If you answered YES to any of these questions, immediately call 9-1-1.

3-1-1

City Services & Information

Available 24/7

Police reports for crimes not in progress such as:

-Auto Burglaries

-Petty Theft

-Vandalism

Report graffiti, potholes, abandoned vehicles, or blocked driveways.

Garbage and recycling services

Street and park maintenance

Property Tax Payments

Birth Certificates

Marriage Licenses

Business Registration

415-553-0123

Police Non-Emergency Assistance

Available 24/7

Noise complaints

Loitering

Citizen standby

Wellness checks

 MAKE THE RIGHT CALL		KEEP 9-1-1 AVAILABLE FOR EMERGENCIES	
9-1-1 POLICE, FIRE & MEDICAL AVAILABLE 24/7		3-1-1 CITY SERVICES & INFORMATION AVAILABLE 24/7	415-553-0123 POLICE NON-EMERGENCY ASSISTANCE AVAILABLE 24/7
<ul style="list-style-type: none"> • Is there a danger to life, property or the environment? • Is there a crime in progress? • Is someone having a medical emergency and needs immediate assistance? • Is there a fire? If you answered YES to any of these questions, immediately call 9-1-1.		<ul style="list-style-type: none"> • Police reports for crimes not in progress such as: <ul style="list-style-type: none"> - Auto Burglaries - Petty Theft - Vandalism • Report graffiti, potholes, abandoned vehicles, or blocked driveways. • Garbage and recycling services • Street and park maintenance • Property Tax Payments • Birth Certificates • Marriage Licenses • Business Registration 	<ul style="list-style-type: none"> • Noise complaints • Loitering • Wellness checks
		 MAKETHERIGHTCALLSF.ORG	



Police Commendation

<https://www.sanfranciscopolice.org/get-service/police-commendation>

Everyone appreciates a compliment! There are several ways you can offer a compliment to our officers and civilian workers for a job well done:

You can email the Captain of the station in your neighborhood. For Taraval Station, Email Aaron.Lozada@sfgov.org

You can contact the department's Community Engagement Division, at: sfpdcommunityrelations@sfgov.org.

You can also write to or email Chief William Scott:

San Francisco Police Headquarters, Chief's Office

1245 3rd Street, 6th Floor

San Francisco, CA 94158

SFPDChief@sfgov.org

Police Complaint

<https://www.sanfranciscopolice.org/get-service/police-complaint>

The San Francisco Police Department is committed to ensuring that all of our officers and civilian staff provide unbiased, quality service to our City's diverse communities. Toward that goal, the SFPD and the City of San Francisco provide several ways to file a complaint.

The Department of Police Accountability is charged with impartially investigating complaints against SFPD officers and making policy recommendations regarding police practices. You can also call the DPA at [1-415-241-7711](tel:1-415-241-7711) (the TTY line is [1-415-241-7770](tel:1-415-241-7770)) or visit the Department of Police Accountability website to file a complaint at <https://sfgov.org/dpa/>.

The DPA is located at 25 Van Ness Ave., Suite 700, San Francisco, CA 94102.

You may also contact a department supervisor at any SFPD police station. [Each station](#) is open 24 hours a day. SFPD personnel are required to receive complaints courteously and to assist you with filing them.



TARAVAL STATION



NOW'S THE TIME

JOIN THE SFPD GO TO SFPDCAREERS.COM



Join the SFPD – and be part of San Francisco's finest!

San Francisco is a world-class city with a world-class police force. From Fisherman's Wharf to Golden Gate Park and from Nob Hill to the Tenderloin, whether we're on foot patrol, horseback, or in squad cars, investigating felonies, responding to emergencies or leading classes on public safety, we're working with you to help keep our community safe.

"The San Francisco Police Department offers qualified men and women the opportunity to make a positive difference in our citizens' daily lives. I encourage you to apply today to see how you can become one of San Francisco's finest."

– Chief William Scott

Applying is easy!

We are accepting Entry Level (Q-2) Police Officer applications. To apply please follow the 2-step process:

1. Apply with the City and County of San Francisco at www.jobaps.com/sf (Entry Level (Q-2) Police Officer)
2. Go to www.nationaltestingnetwork.com, choose law enforcement and register to take the San Francisco Police Department's Written Examination*.


*As part of this process, you will need to establish an account with NTN. A fee is required to take the written examination. Candidates with demonstrated financial hardship may submit a request to have the fee waived prior to test registration. See "Candidate FAQ #27" on the NTN website (<https://nationaltestingnetwork.com/publicsafetyjobs/faqs.cfm>) to learn more on how to apply for a fee waiver.

Have Questions? Contact the San Francisco Police Department Recruitment Unit

1245 3rd Street, 5th Floor, San Francisco, CA 94158

Phone: 415-837-7270

Fax: 415-575-6095

 joinsfpd@sfgov.org


   @SFPDRecruitment

The San Francisco Police Department values diversity in its workforce, and is committed to fair and equal treatment of all applicants for employment. Discrimination on the basis of sex, race, religion, color, national origin, ancestry, disability, medical condition, marital status, sexual orientation, or other protected categories is prohibited and unlawful.



SFPD RESOURCES

EMERGENCY: 911
 Non-Emergency: 553-0123
 Cell Phone 911: 911 / 553-8090
 Customer Service Center: 311
 SFPD Tip Line: 566-0115
 Anonymous Tip-Line 575-4444
 Chinese Tip Line: 315-2435
 Text a Tip: 847411 (Tip 411)
 Blessing Scam Hotline: 553-9219
 Graffiti Abatement: 850-6951




TARAVAL STATION RESOURCES

Taraval Station: 759-3100
 A/Captain Aaron Lozada: 759-3100 - Aaron.Lozada@sfgov.org
 Patrol Lieutenants: 759-3100
 Taraval Administration & Community Sgt.: 759-3120 – Sgt. Lynn Pomatto
 Taraval Permits/ Code Abatement: 759-3123 – Officer Matt Faliano
 Neighborhood Deputy District Attorney: 553-1752 - Jack Shannon
 Website: www.taraval.org / Taraval Station E-mail: SFPDTaravalStation@sfgov.org
 To Reserve Our Community Room: taravalcommunityroom@sfgov.org (closed due to Covid)

OTHER RESOURCES

Dept. of Parking & Traffic: 553-1943
 DPW Dispatch 695-2020
 S.A.F.E. 553-1984



YOU CAN CALL 311 TO CONTACT THE DEPT. OF PUBLIC WORKS AND THE DEPT. OF PARKING AND TRAFFIC / SFMTA. YOU CAN ALSO REPORT/REQUEST:

- STREET OR SIDEWALK CLEANING
- GRAFFITI
- STREETLIGHT REPAIR
- ILLEGAL POSTINGS
- ABANDONED VEHICLES
- AND MUCH MORE... CHECK OUT THEIR WEBSITE AT SF311.ORG.

ALL EMERGENCY CALLS: 911

We, the members of the San Francisco Police Department, are committed to excellence in law enforcement and are dedicated to the people, traditions and diversity of our City. In order to protect life and property, prevent crime and reduce the fear of crime, we will provide service with understanding, response with compassion, performance with integrity and law enforcement with vision.