



## Taraval Station Newsletter December 14 - December 20



Dear residents, merchants, and community stakeholders of the Taraval District,

On behalf of all the members and professional staff of Taraval Station, we wish you a Merry Christmas and a safe and happy holiday season.



**A/Captain Aaron Lozada**  
**Commanding Officer**  
**Taraval Station**

### Inside this issue:

#### Page:

- 1 - Newsletter
- 2 - We Honor and Remember Officer Bryan Tuvera
- 3 - OMI Toy Give Away
- 4 - CA Prop 19 Family Workshop
- 5 - Burglary Awareness Crime Prevention Video
- 6 - Preventing Garage Door Break Ins
- 8 - Package Theft Prevention Guide
- 9 - Police Commission Disciplinary Actions Report
- 10 - Crime Definitions
- 11 - Previous Weeks Notable Incidents
- 14 - Crime Maps (December 14 - December 20)
- 17 - Requesting Police Report Copy
- 18 - Community Boards
- 19 - Definition of Suspicious Activity & Community Policing
- 20 - Bias - Free Policing
- 21 - Community Surveys
- 22 - Feedback - Commendations and Complaint
- 23 - Join SFPD
- 24 - What To Do During an Emergency
- 25 - Make the Right Call SF
- 26 - Resource Phone List

- Compared to the same time last year (12/25/2019), the numbers year to date are as follows: Currently, we are down 32% in vehicle burglaries, 23% in assaults, and 31% in robberies. We are currently up 40% in vehicle thefts and 28% in home and commercial burglaries. Officers are out in your neighborhood patrolling the streets and enforcing the law. Help us; if you see something, Say something.

- If you are reporting a crime in progress, dial 9-1-1(415-553-8090 on cell phones) to report fires, medical emergencies or any emergency related to public safety. To report a non-emergency incident (a crime that has already occurred and the suspects are gone) please call the SFPD non-emergency phone number at 415-553-0123 or you can go online to file certain reports at <https://www.sanfranciscopolice.org/get-service/police-reports/file-police-report>

- Taraval Station



### Next Community Meeting:

Virtual Community Meeting With A/Captain Aaron Lozada. Thursday, January 21, 2021 at 6:00 PM

Taraval Community Room Will Be Closed Until Further Notice.

Thank you for subscribing to our Newsletter.


Please follow us on:

**Twitter:**

@SFPDTaraval

**Website:** <http://www.taraval.org>





## **We Honor and Remember Officer Bryan Tuvera**

We honor and remember Officer Bryan Tuvera who lost his life on December 23, 2006. Officer Tuvera was working at Taraval Station when he was shot and killed while in pursuit of an escaped convict. He had faithfully served San Francisco for 4.5 years. Those close to him knew him for his quick wit, considerable skills as a police officer, and his love for comic books. He is dearly missed by his loved ones and academy classmates. His sacrifice to this city will never be forgotten. May you continue to rest in peace Officer Bryan Tuvera, we have not forgotten you.



# TARAVAL STATION



On 12/16/20, Taraval Officers joined in with the OMI Christmas Toy Giveaway held at I.T. Bookman Center. We joined a long list of Community Partners and Supporters helping out in this wonderful event. One of our Officers even dressed up as Santa.





**Assessor Carmen Chu**  
presents

## Family Wealth Workshop

January 5, 2021

**TOPIC: Understanding How  
CA Prop 19 Can Impact Your Family**



Register today:  
[sfassessor.org/familywealthforum](https://sfassessor.org/familywealthforum)



**Date:** Tuesday, January 5, 2021

**Time:** 12:00 PM - 1:30 PM

**Format:** Free webinar  
Spanish & Cantonese translation offered

**Description:** In 2020, CA voters passed Prop 19, which affects property tax benefits for families & seniors. This workshop will focus on the changes to property assessment for property transfers in families.

**Who should attend:** Current & prospective homeowners  
Families & seniors  
Those planning to transfer property to family members

**Register:** [sfassessor.org/familywealthforum](https://sfassessor.org/familywealthforum)

**Brought to you by:** Office of San Francisco  
Assessor Carmen Chu



## San Francisco Police Release Burglary Awareness Crime Prevention Video

The San Francisco Police Department would like to remind the public to stay safe and help protect yourself from vehicle and home burglaries. Below are some simple steps you can take to help prevent your home or vehicle from being burglarized.

- Do not leave valuables in your vehicle
- Remove garage door opener from your vehicle if parked outside your garage
- Lock the door from your garage leading inside your home
- “Block the cord” – garage door openers have an emergency release cord that, when pulled, disconnects the door from the mechanism thereby making it easy for burglars to enter your garage

For more information on how to protect yourself, your family and your home from burglary please click on the link below and watch our safety video.

The video can be viewed by clicking this link: <https://vimeo.com/477012071>




### Garages are prime targets for burglars

1 week ago | More  
San Francisco Police **PLUS** [+ Follow](#)

▶ 20    ❤️ 0    📁 0    💬 0

[Download](#)    [Share](#)

More from San Francisco Police  
 Autoplay next video



Upload, livestream, and create your own videos, all in HD. [Join Vimeo](#)



# PREVENT GARAGE DOOR BREAK-INS



Garages can sometimes be the most vulnerable area of the home and they are often the entry point most targeted by thieves because of the easy access to the home. Here are some tips to help secure your garage and protect it from theft.



## ALWAYS CLOSE YOUR GARAGE DOOR

This may seem obvious, but just drive through any residential neighborhood and you'll likely see a few wide-open garage doors. This is an invitation to burglars and at the very least, you're allowing passersby to easily view the contents of your garage.



## INSTALL MOTION-SENSITIVE LIGHTS

Homes and garages with poor exterior lighting become more appealing targets for burglars. Ensure all entry points are well-lit. Constant lighting supplemented by motion sensitive lighting is best.



## REINFORCE THE GLASS ON THE GARAGE DOOR

Add vinyl adhesive to reinforce garage windows. You can also opt for a frosted or translucent glass design to allow sunlight in while obscuring contents inside.



## DON'T LEAVE GARAGE DOOR REMOTE IN YOUR CAR

A garage door remote is basically another key into your home and thieves won't hesitate to use it if they find it. Opt to use a remote on a keychain.



## INSTALL AN INTERIOR MANUAL GARAGE DOOR LOCK

When leaving on a vacation or for extended periods of time, disconnect automatic door motor and install a manual lock.



## TIE EMERGENCY RELEASE CORD

Tying your emergency release cord into a small ball will make it more difficult to reach by thieves who manage to break the garage windows.



## INSTALL SURVEILLANCE CAMERAS

There should be at least 1 exterior mounted camera facing the street and registered with the D.A.'s office.



## SECURE ANY VALUABLES

Keep all tools in cabinet systems with locks and be sure to hang and lock any bicycles. As much as possible, try to avoid keeping valuable items in the garage or inside vehicles.



## HAVE A QUALITY, FUNCTIONING GARAGE DOOR

Garage doors should be as secure, sturdy, and well-built as your front door and should remain in good condition and tight fitting. Deadbolts should also be added to the garage-to-house door.



## INSTALL INTERIOR MAIL SLOT HOOD COVER

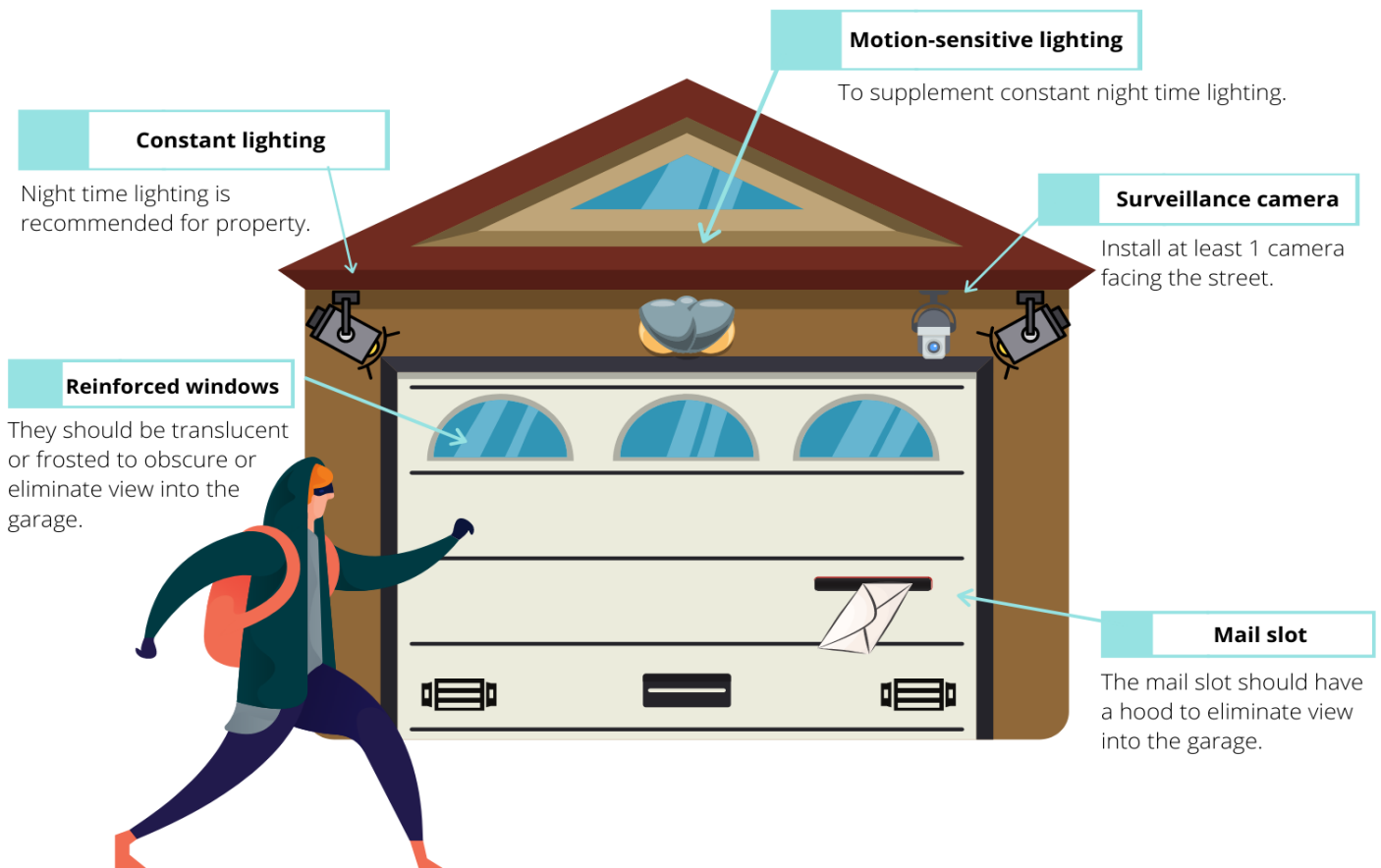
If the garage door is equipped with a mail slot, a hood cover will prevent any view into the garage and its contents, eliminating enticement to enter.

For additional information, please contact SF SAFE at (415) 553-1984 or visit [sfsafe.org](http://sfsafe.org)



# PREVENT GARAGE DOOR BREAK-INS

## ANATOMY OF A SAFE GARAGE



### Your home is only as safe as its weakest entry point.

Your garage is an important part of your home and securing your garage is one of the most essential steps to securing your entire home. It is always recommended to regularly check and update your home's security system and safety measures.

For more information, please contact SF SAFE at (415) 553-1984 or visit [sfsafe.org](http://sfsafe.org).



With the Covid-19 restrictions lifting in phases and many of us are starting to venture out again, here are some Package Theft Prevention Guide from SFSafe to help prevent your packages from being stolen.



## PACKAGE THEFT PREVENTION GUIDE



### WON'T BE HOME?

Use the "Hold Package" option at USPS.com to have packages held at location post office for pick up. You can also arrange for neighborhoods to pick up any packages that might be delivered.



### USE SPECIAL SERVICES

Use USPS special services like *Signature Confirmation* or *Registered Mail* to add a layer of security.



### REQUEST NONDESCRIPT PACKAGING

When completing your online order, opt for packaging that conceals the item or select the 'gift' option to ensure package arrives in a plain box especially when ordering from a high-end store.



### NETWORK WITH NEIGHBORS

Neighborhood groups on social media or community apps can provide a system for reporting suspicious activity. This is also a good way to keep your deliveries and neighborhood secure.



### PORCH AREA VISIBILITY

Keep the porch area clear and visible. The more likely a would-be thief is to be seen, the more likely they are to choose another target.



### CUSTOMIZE DELIVERIES

Customize deliveries by adding specific delivery instructions using USPS.com and your tracking number. You can also schedule packages to arrive when you are home or reroute packages.



### DELIVER TO SECURE LOCATIONS

Send packages to secure locations such as Amazon Lockers, FedEx and UPS locations, P.O. Boxes, and local post office.



### USE MODERN ALTERNATIVES

Take advantage of contemporary options like smart lockers, lockboxes, cameras, motion detection lighting, alarms like Package Guard, and services like Doorman.







## Police Commission Disciplinary Actions "Veronese" Reports

Quarterly Disciplinary Review Board report is located at:

<https://sfgov.org/policecommission/police-commission-disciplinary-actions-veronese-reports>

## Published Reports

Information to the community on Use of Force, Early Intervention System, FDRB Reports, Reports on IAD and Police Commission Sustained Complaints and Sworn Demographics and General information regarding the investigation of Officer Involved Shootings, including the Quarterly Update on Officer Involved Shooting Investigations located at:

<https://www.sanfranciscopolice.org/your-sfpd/published-reports>

### Department Published Reports

#### Use of Force, Stops & Arrests

The [Quarterly Report on Arrests, Uses of Force and Stop Data](#) is published quarterly per section 96.A.3 of the San Francisco Administrative Code.

#### Firearms Discharges

Every time an officer discharges their weapon, no matter the circumstance, the Department convenes the Firearms Discharge Review Board (FDRB) per [DGO 3.10](#). The FDRB meets as needed quarterly, and [findings of the FDRB](#) are presented to the San Francisco Police Commission.

#### Early Intervention System

The San Francisco Police Department's Early Intervention System (EIS) is a structured system that identifies and manages behaviors that result in performance related problems by individual members. The EIS system, per [DGO 3.19](#), is a non-disciplinary intervention to assist members in professional development. [EIS publishes reports quarterly](#).

#### Officer Involved Shootings (OIS) Historical Data

##### Officer Involved Shootings, Suspect-Involved, 2009 – 2019

SFPD updates the [yearly statistics](#) for the Officer Involved Shootings (OIS) Historical Data each year in February for the prior year.

#### Memorandum of Understanding (MOU) between the San Francisco District Attorney's Office and the San Francisco Police Department

The [MOU](#) outlines the agreement between the San Francisco District Attorney's Office and the San Francisco Police Department regarding the procedures for the criminal investigation of "Covered Incidents" to determine if an officer committed a criminal offense.

#### Historical Traffic Stops Reports

The Department previously used eStop to collect information on traffic stops. On July 1, 2018, the Department discontinued the use of eStop and began using the State of California's Stop Data Collection System (SDCS). Current stop data collection can be found in the [quarterly 96a Use of Force/Encounter Report for the correlating quarter](#).



## Crime Definitions

**Robbery** – Robbery is the taking of property from another by using force or by using fear.

**Assault** – An assault is an unlawful attempt, coupled with the present ability, to commit a violent injury on another person.

**Battery** - (Misdemeanor battery) is any willful and unlawful touching of another. (Felony battery) is the use of force or violence upon the person of another that causes serious bodily injury.

\***Assault** is when a person swings their arm and **battery** is when that arm makes contact with another person.

**Aggravated Assault** – Assault upon another person with a deadly weapon or instrument other than a firearm or by any means of force likely to produce great bodily injury.

**Burglary** – The intent upon entry into a property to commit grand theft, petty theft, or any felony.

**Grand Theft** – Grand theft is theft committed when the value of the money, labor, or property taken exceeds \$950.

**Petty Theft** – Theft where the value of the property taken is less than \$950.





## Previous Weeks Notable Incidents

\*\*\* Not all crimes are reported in the daily report, addresses shown are the "Unit Block" where the incident took place.

### Daily Crime Report :: Mon – December 14, 2020

#### Assault – Arrested

4:21 pm

#### Lake Merced Blvd & Sunset Blvd

The victim reported that she had been walking when she noticed the suspect, who was standing in the bushes and holding a belt, and attempted to pass by him. However, the suspect struck the victim once on her back before the victim could get past him and the victim had run away from the suspect. Responding officers arrived at the location and the suspect immediately ran into a van. The officers detained the suspect and after further investigation, **the suspect was arrested.**

#### Suspended Driver's License – Cited

3:38 pm

#### 2100 16th Ave

Officers were on patrol in the area when they observed a vehicle without registration tabs on the license plate. The officers conducted a traffic stop and a computer check revealed that the driver's license had been suspended. **The driver was cited.**

### Daily Crime Report :: Tue – December 15, 2020

No notable incidents for this day. For more information, Go to <http://www.taraval.org/?p=18148>

### Daily Crime Report :: Wed – December 16, 2020

#### Battery

5:30 pm

#### 2500 40th Ave

The victim, a juvenile, reported that he and his friend had been bike riding when the two suspects, also juveniles, approached them and accused the victim of being a "snitch" before threatening the victim. One of the suspects then punched the victim once on the victim's arm before walking away.

### Daily Crime Report :: Thu – December 17, 2020

#### Hot Prowl – Brandishing a Weapon

11:25 am

#### 00 Belle Ave

The victim reported that she had been inside her residence when there was a sudden loud bang from the door that led from the garage. Shortly afterwards, two suspects ran into the residence and pointed a firearm at the victim while demanding to know where the safe was. The victim replied that there wasn't a safe and the suspects rummaged through the house before exiting with an unknown amount of stolen items.



## Previous Weeks Notable Incidents

\*\*\* Not all crimes are reported in the daily report, addresses shown are the "Unit Block" where the incident took place.

### Daily Crime Report :: Fri – December 18, 2020

#### obbery

**9:24 pm**

#### Bucareli Dr / Juan Bautista Cir

The victim reported that he had been walking to his residence when the suspects stopped their vehicle in front of him. Both suspects exited the vehicle and one of the suspects demanded the victim's property while holding a knife. The second suspect then hit the victim on the head with an unknown object. The suspects then stole the victim's wallet and immediately fled in their vehicle.

#### Home Invasion – Robbery of a Residence

**12:35 pm**

#### 3300 Vicente St

The victim reported that he had heard a loud banging sound from downstairs and went to investigate. The victim stated that he was confronted by the suspect, who pointed a firearm at him and heard a second suspect in the garage. After a few moments, the suspects exited and fled the scene.

#### Warrant Arrest

**9:53 pm**

#### Vicente St & 30th Ave

Officers responded to a report of suspicious activity and located the suspect matching the description given by the witness. The witness reported that the suspect was observed trying to open the door handles on multiple vehicles. The suspect was detained and a computer check revealed an arrest warrant. After further investigation, **the suspect was arrested.**

### Daily Crime Report :: Sat – December 19, 2020

#### Evading Police

**2:55 am**

#### Irving St & 15th Ave

An officer was on patrol in the area when he observed a vehicle driving suspiciously slow and made eye contact with the driver. Immediately, the driver then drove away at a high rate of speed and recklessly drove through multiple red lights. For safety reasons, the officer did not attempt to chase after the vehicle. Further investigation revealed that the vehicle had been stolen.

#### Suspicious Occurrence

**12:41 am**

#### 00 Alviso St

The witness reported that her brother and his friend, the suspect, had been in an argument before the suspect left and got into a vehicle. The witness stated that the vehicle then drove by the house and she heard two gunshots before the vehicle drove away. Further investigation did not locate injuries or damages related to the incident.



## Previous Weeks Notable Incidents

\*\*\* Not all crimes are reported in the daily report, addresses shown are the "Unit Block" where the incident took place.

Daily Crime Report :: Sun – December 20, 2020

No notable incidents for this day. For more information, Go to <http://www.taraval.org/?p=18166>

**Note: Not all crimes are reported**

**Read More**

**Daily Crime Reports**

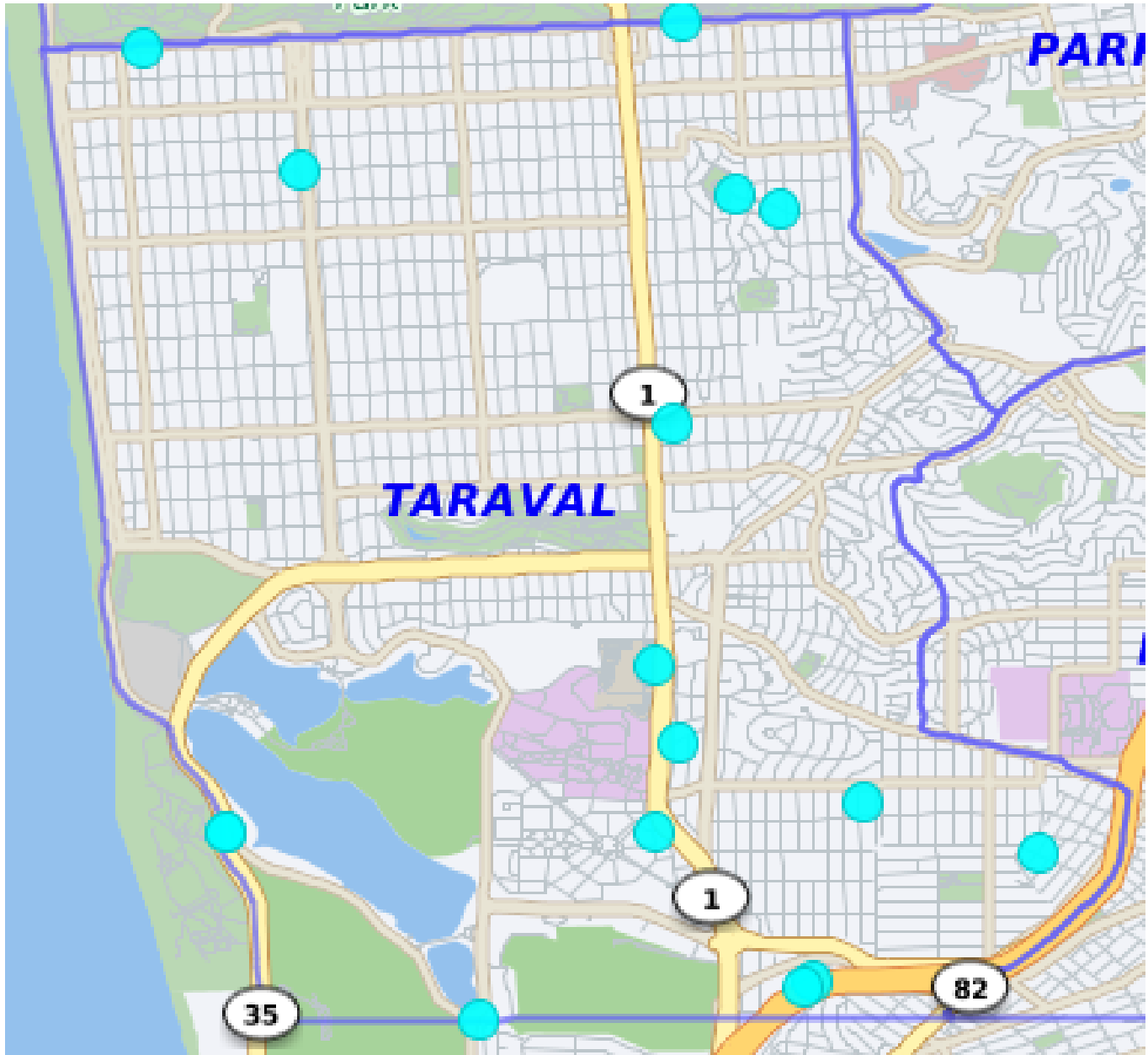
**Do you want to know what happens daily in the District?**

**Read more at <http://www.taraval.org/?cat=14>**



## Auto Burglaries 12/14/20 – 12/20/20

Auto Burglaries	18
-----------------	----



If the dots does not add up to the number, there may be multiple incidents with the same address.

\*Note: The map accurately reflects the information available at the time of preparation. Numbers may or may not change as more information becomes available. *Production date 12/21/20 - 0900 hrs*



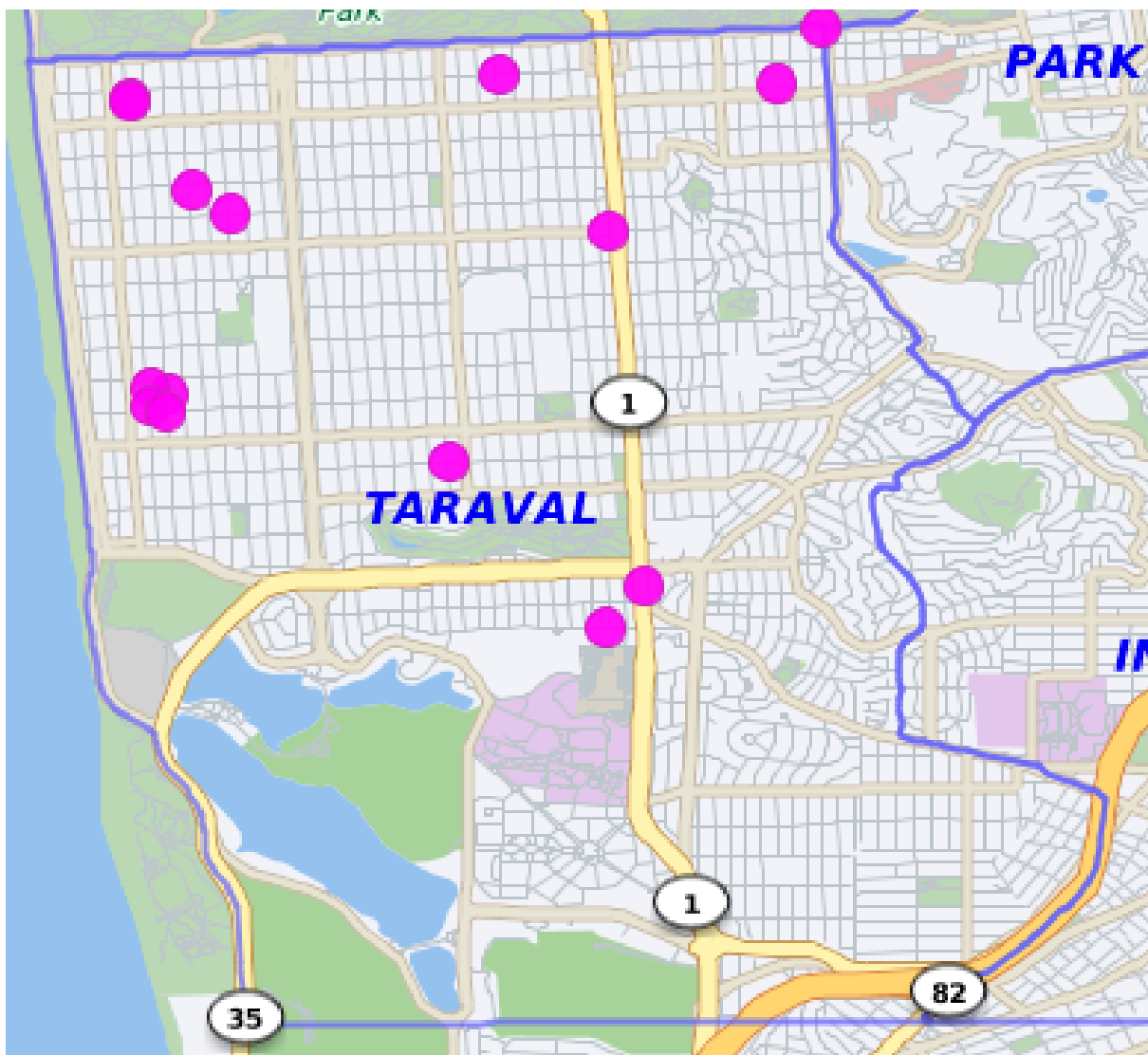
# TARAVAL STATION



## Commercial and Residential Burglaries

12/14/20 – 12/20/20

BURGLARY	Attempted Forcible Entry	2
	Forcible Entry	9
	Unlawful Entry - No force	4
		<b>15</b>



If the dots does not add up to the number, there may be multiple incidents with the same address.

\*Note: The map accurately reflects the information available at the time of preparation. Numbers may or may not change as more information becomes available. *Production date 12/15/20—0900 hrs*

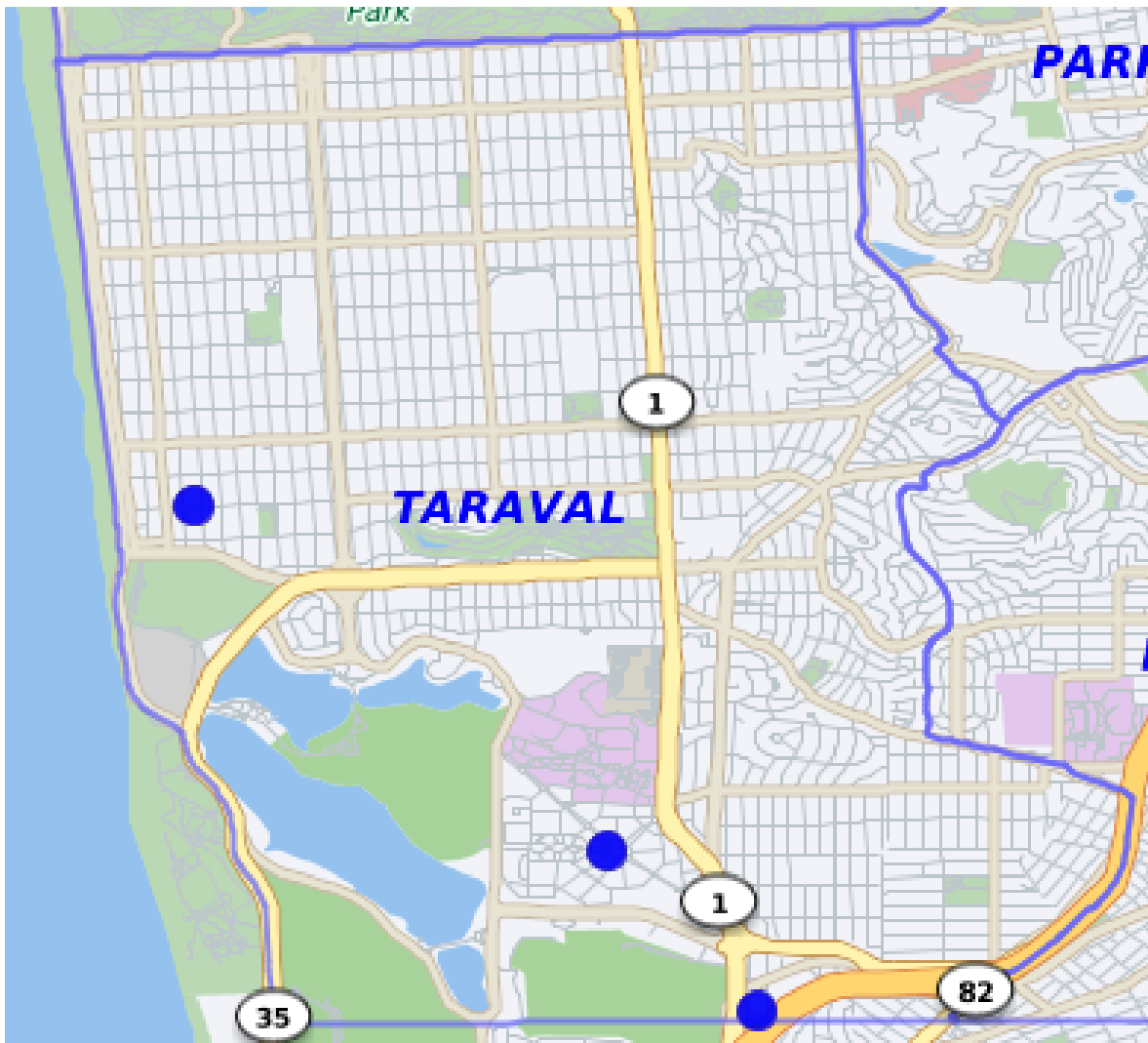


# TARAVAL STATION



## Robbery 12/07/20 – 12/13/20

ROBBERY	Firearm	2
	Knife or Cutting Instrument	1
	Other Dangerous Weapon	0
	Strongarm (no weapon)	0
		3



If the dots does not add up to the number, there may be multiple incidents with the same address.

\*Note: The map accurately reflects the information available at the time of preparation. Numbers may or may not change as more information becomes available. *Production date 12/15/20 - 0900 hrs*





## Request a Police Incident Report Copy

The San Francisco Police Department is concerned for your health and safety, especially during the COVID-19 pandemic. We have closed our in person request window at Police Headquarters (1245 3rd Street) to adhere to social distancing recommendations and to minimize exposure to the coronavirus. Please note copies of Police Incident Reports **ARE NOT** available from Police Stations. **Obtaining a copy of your report is FREE.** See options below to request a police report.



### I WOULD LIKE TO REQUEST A COPY OF MY POLICE REPORT

**\*REPORTS ARE NOT TO BE RELEASED AT DISTRICT STATIONS\***



1	<p>Determine the type of report and whom is requesting:</p> <ul style="list-style-type: none"> <li>• <b>Victim of a DV, Sexual Assault, Stalking, Elder Abuse, or Human Trafficking</b> – Go to Step 2</li> <li>• <b>General Crime or Collision Report</b> – Go to step 3</li> <li>• <b>Public Information or Voluminous Requests</b>– Go to Step 4</li> <li>• <b>Media requests</b> direct to Media Relations 415-837-7395 or <a href="mailto:sfmediarelations@sfgov.org">sfmediarelations@sfgov.org</a></li> </ul>
2	<p>Station personnel are not authorized to release this report to the public. The release will be facilitated through CISU only (<a href="mailto:sfpd.records@sfgov.org">sfpd.records@sfgov.org</a>)</p> <p><b>Victim of DV, Sexual Assault, Stalking, Elder Abuse, or Human Trafficking</b></p> <ol style="list-style-type: none"> <li>1. Provide SFPD Form 591 (appropriate language version) to requestor.</li> <li>2. During business hours (<b>0800 hrs. to 1700 hrs. Monday – Friday</b>) Call CISU <b>415-575-7232</b> and ask to speak with a Supervisor. They will walk you through next steps.</li> <li>3. NOT during business hours (<b>1800 hrs. to 0800 hrs. or anytime Saturday and Sunday</b>), notify the requestor that they may mail, email or provide form to CISU in person. CISU will process the request <b>within 5 business days</b>.</li> </ol> <p>CISU is located at Police Headquarters 1245 3<sup>rd</sup> Street, Main Floor Lobby. CISU is open to the public from <b>0800 hrs. to 1700 hrs. Monday – Friday.</b></p> <p>For more info go to SFPD website → Get Service → Obtain a Police Report or Traffic Collision Report → Domestic Violence, Sexual Assault, Stalking, Human Trafficking, Elder Abuse</p> <p><b>**Note to Station:</b> On occasion CISU may contact Station personnel to facilitate the validation of an individual's identification. CISU will provide instruction at time of contact.</p>
3	<p>Station personnel are not authorized to release this report to the public. The release will be facilitated through CISU only (<a href="mailto:sfpd.records@sfgov.org">sfpd.records@sfgov.org</a>)</p> <ol style="list-style-type: none"> <li>1. <b>General Crime:</b> Provide SFPD Form 491E (or appropriate language version) to requestor. They may mail, email or provide form to CISU in person. CISU will process the request <b>within 10 calendar days</b></li> <li>2. <b>Collision report (Hit &amp; Run, Drunk Driving and Personal Injury cases):</b> Provide SFPD Form 491E (or appropriate language version) to requestor. Generally, a Collision report is not available until a minimum of <b>5 days after the date of the incident.</b></li> </ol> <p>For more info go to SFPD website → Get Service → Obtain a Police Report or Traffic Collision Report</p>
4	<p><b>Public Information or Voluminous Requests</b> or requests for incident photos, video, body camera footage, statements, etc. direct them to make a Public Records Request via:</p> <p><a href="https://www.sanfranciscopolice.org/get-service/public-records-request">https://www.sanfranciscopolice.org/get-service/public-records-request</a></p>

SFPD 602



## Community Boards Conflict Resolution Center

601 Van Ness Avenue, Suite #2040, San Francisco, CA 94102

(415) 920-3820 ◦ [CommunityBoards.org](http://CommunityBoards.org)

### WHAT IS MEDIATION?

Mediation is a confidential and voluntary meeting where people discuss difficulties they are having with each other assisted by impartial third-parties, our Community Mediators.

Mediators help people come up with workable and lasting solutions. They do not give advice or make judgments. The goal is to help everyone feel heard, understood and respected.

### IS THIS YOUR PROBLEM?

- Noise disturbance
- Landlord & tenant disputes
- Roommate disagreements
- Family conflicts
- Neighbor issues
- Communication breakdowns
- Harassment
- Tree & vegetation care
- Fence maintenance
- Property repairs
- Pet problems
- Parking issues
- Vandalism or graffiti
- Or something else?

**Start Your Mediation Today!**

### ¿QUÉ ES LA MEDIACIÓN?

La mediación es una reunión de tipo voluntario y confidencial, en donde las personas que se encuentran en dificultades con otras se reúnen para discutir entre ellas con la ayuda imparcial de terceras personas, las cuales son nuestros mediadores comunitarios.

Los mediadores ayudan a la gente a encontrar soluciones prácticas y duraderas. Los mediadores no dan consejos ni hacen juicios. El objetivo es ayudar a todos a sentirse escuchados, comprendidos y respetados.

### ¿ES ÉSTE SU PROBLEMA?

- Bulla, ruido
- Disputas entre propietarios e inquilinos
- Desacuerdos entre compañeros de cuarto
- Conflictos familiares
- Problemas de vecinos
- Interrupciones de la comunicación
- Acoso, hostigamiento
- Cuidado de la vegetación
- Cuidado de la cerca
- Reparaciones de propiedades
- Problemas con las mascotas
- Problemas con el estacionamiento
- Vandalismo o graffiti
- Otros problemas

**¡Inicie hoy su mediación!**

### 何謂調解?

調解是一種另類解決爭議的方法，由獨立第三者（我們的社區調解員）協助調解爭議雙方的矛盾。調解過程是完全自願及保密的。

調解員協助當事人通過談判尋求共同所能接受的最終解決方案。調解員是客觀的，不會參與自己的意見，或者判斷。除了解決矛盾，調解的目的是讓當事人雙方覺得他們的問題被重視，理解和尊重。

### 您是否遇到過以下的問題?

- 噪音干擾
- 業主與租客的糾紛
- 室友分歧
- 家庭衝突
- 鄰居關係
- 溝通障礙
- 騷擾
- 花木樹草的護理
- 護欄維修
- 物業維修
- 寵物問題
- 停車問題
- 惡意破壞或塗鴉
- 其他問題

**今天開始調解!**



## Definition of Suspicious Activity

Suspicious activity is any observed behavior that could indicate a crime-related incident has been committed, or about to be committed. Unusual items or situations: A vehicle is parked in an odd location, a package/luggage is unattended, a window/door is open that is usually closed, or other out-of-the-ordinary situations occur.

### Examples of Suspicious Activity:

- An individual peering into vehicles, to try, and locate any valuables left unattended.
- An individual trying door handles to vehicles, and/or residences to gain access to the vehicle and/ or residence.
- An individual checking front doors of residences to locate any unattended packages or individuals following delivery trucks to see where the truck is dropping off packages.
- Please dial 911 to report crimes in progress, suspicious activity or for life threatening emergencies. If it is not an emergency, dial (415) 553-0123.



**See something.  
Say something.**

## Definition of Community Policing

Community policing, or community-oriented policing, is a strategy of policing that focuses on police building ties and working closely with members of the communities.

### Homeless Outreach and Outreach to Drug Users:

Taraval Station has two officers that coordinate with city agencies to provide outreach and assistance to rehabilitate those who are dependent on illegal drugs and outreach to homeless individuals to connect them with resources and support.

### Foot Patrols:

Taraval Station has 3 foot beat locations. These officers are assigned to Irving St, West Portal Ave and Ocean Ave.

### Monthly Police Community Relations Meetings:

Monthly community meeting are currently on hold due to the current situation, we will update everyone with the date and location of our next meeting. Stay tune for more info.

### Email Updates:

Taraval Station will send out newsletter updates to residents in the District that alerts residents of crime trends, upcoming community events, crime prevention tips, and information on how to contact officers at the District Station.



# TARAVAL STATION



## Bias-Free Policing



Everyone deserves to be treated fairly.

SFPD officers undergo Implicit Bias & Procedural Justice training. Our goal is ensure fair, impartial community policing.

We're dedicated to providing *Safety With Respect for All.*

Learn about our ongoing efforts to eliminate bias and increase accountability at [sanfranciscopolice.org/bias-free](http://sanfranciscopolice.org/bias-free).

A guiding principle of the San Francisco Police Department is its commitment to treating all people with dignity, fairness, and respect. It is crucial for our members to carry out their duties in a manner free from bias and eliminate any perception of policing that appears biased. Biased policing is unsafe, unjust, and ineffective. It also alienates the public, fosters distrust of police, and undermines legitimate law enforcement efforts.

The SFPD is dedicated to ensuring our officers and professional staff provide unbiased, quality service to the diverse communities we work for. Our goal is to provide fair and positive interactions between San Francisco officers and the people we are proud to serve.



## Policia sin Sesgos



Todos merecemos ser tratados con justicia.

Los oficiales de SFPD se someten a entrenamiento de imparcialidad y justicia procesal. Nuestro objetivo es garantizar policia comunitaria justa y imparcial.

Estamos dedicados a brindar seguridad con respeto para todos.

Conozca nuestros esfuerzos para eliminar el sesgo y elevar



## 無偏見警務



每個人都應該得到公平的對待。

SFPD 官員接受不偏不倚的程序及正義培訓。我們的目標是確保公平公正的警務。

我們致力提供所有安全及尊重。

想了解更多地消除偏見並增加問責制，請上網到我們的網站 [sanfranciscopolice.org/bias-free](http://sanfranciscopolice.org/bias-free)。





## Community Surveys

The San Francisco Police Department is committed to excellence in law enforcement and is dedicated to the people, traditions and diversity of our City. Our mission is to provide service with understanding, response with compassion, performance with integrity and law enforcement with vision.

As part of our ongoing outreach to engage with the community and measure our success, the Department has created a community survey link to obtain valuable community feedback for our community events and programs, which will assist the Department in the development of our strategies to meet the needs of the community. If you have recently attended or participated in an event or program hosted by the Department (such as Coffee with a Cop, National Night Out, ALERT program, Youth Summer program, Community Academy or Town Hall Meeting), and have feedback regarding the event or program you attended, please take some time to fill out our community survey.

The Department has also developed a Foot Beat/Bike Patrol survey to gather valuable community feedback on the effectiveness of the Foot Beat/Bicycle Patrol, as it relates to community policing and crime strategies and an Implicit Bias survey to measure progress in the Department's commitment to impartial policing and procedural justice. Please take the time to fill out the Foot Beat/Bicycle and Implicit Bias surveys. If you have already filled out a survey, thank you! Your response will help SFPD better serve our City and continue to support our community through Safety with Respect.

[Community Surveys | San Francisco Police Department](#)

**Community Events Survey**

If you recently attended or participated in an event or program hosted by the Department such as Coffee with a Cop, National Night Out, or ALERT program, please take some time to fill out our community events survey.

**TAKE OUR COMMUNITY EVENTS SURVEY**

Powered by SurveyMonkey

[San Francisco Police Department Community Events Survey \(surveymonkey.com\)](#)

**Foot & Bike Patrol Survey**

If you interacted with foot beat or bike patrol officers, please take some time to fill out our foot and bike patrol survey. Your response will help SFPD determine community policing and crime strategies.

**TAKE OUR FOOT & BIKE PATROL SURVEY**

Powered by SurveyMonkey

[San Francisco Police Department Foot and Bike Patrol Survey \(surveymonkey.com\)](#)

**Implicit Bias Survey**

If you recently interacted with our officers, please take some time to fill out our implicit bias survey which will measure progress in the Department's commitment to impartial policing and procedural justice.

**TAKE OUR IMPLICIT BIAS SURVEY**

Powered by SurveyMonkey

[San Francisco Police Department Implicit Bias \(surveymonkey.com\)](#)



## Police Commendation

<https://www.sanfranciscopolice.org/get-service/police-commendation>

Everyone appreciates a compliment! There are several ways you can offer a compliment to our officers and civilian workers for a job well done:

You can email the Captain of the station in your neighborhood. For Taraval Station, Email [Aaron.Lozada@sfgov.org](mailto:Aaron.Lozada@sfgov.org)

You can contact the department's Community Engagement Division, at: [sfpdcommunityrelations@sfgov.org](mailto:sfpdcommunityrelations@sfgov.org).

You can also write to or email Chief William Scott: [SFPDChief@sfgov.org](mailto:SFPDChief@sfgov.org)

San Francisco Police Headquarters, Chief's Office

1245 3rd Street, 6th Floor

San Francisco, CA 94158

## Police Complaint

<https://www.sanfranciscopolice.org/get-service/police-complaint>

The San Francisco Police Department is committed to ensuring that all of our officers and civilian staff provide unbiased, quality service to our City's diverse communities. Toward that goal, the SFPD and the City of San Francisco provide several ways to file a complaint.

The Department of Police Accountability is charged with impartially investigating complaints against SFPD officers and making policy recommendations regarding police practices. You can also call the DPA at [1-415-241-7711](tel:1-415-241-7711) (the TTY line is [1-415-241-7770](tel:1-415-241-7770)) or visit the Department of Police Accountability website to file a complaint at <https://sfgov.org/dpa/>.

The DPA is located at 1 South Van Ness Ave., 8th Floor, San Francisco, CA 94103.

You may also contact a department supervisor at any SFPD police station. [Each station](#) is open 24 hours a day. SFPD personnel are required to receive complaints courteously and to assist you with filing them.



# TARAVAL STATION



## NOW'S THE TIME

### JOIN THE SFPD GO TO SFPDCAREERS.COM



## Join the SFPD – and be part of San Francisco's finest!

San Francisco is a world-class city with a world-class police force. From Fisherman's Wharf to Golden Gate Park and from Nob Hill to the Tenderloin, whether we're on foot patrol, horseback, or in squad cars, investigating felonies, responding to emergencies or leading classes on public safety, we're working with you to help keep our community safe.

*"The San Francisco Police Department offers qualified men and women the opportunity to make a positive difference in our citizens' daily lives. I encourage you to apply today to see how you can become one of San Francisco's finest."*

– Chief William Scott

## Applying is easy!

We are accepting Entry Level (Q-2) Police Officer applications. To apply please follow the 2-step process:

1. Apply with the City and County of San Francisco at [www.jobaps.com/sf](http://www.jobaps.com/sf) (Entry Level (Q-2) Police Officer)
2. Go to [www.nationaltestingnetwork.com](http://www.nationaltestingnetwork.com), choose law enforcement and register to take the San Francisco Police Department's Written Examination\*.


\*As part of this process, you will need to establish an account with NTN. A fee is required to take the written examination. Candidates with demonstrated financial hardship may submit a request to have the fee waived prior to test registration. See "Candidate FAQ #27" on the NTN website (<https://nationaltestingnetwork.com/publicsafetyjobs/faqs.cfm>) to learn more on how to apply for a fee waiver.

## Have Questions? Contact the San Francisco Police Department Recruitment Unit

1245 3<sup>rd</sup> Street, 5<sup>th</sup> Floor, San Francisco, CA 94158

Phone: 415-837-7270

Fax: 415-575-6095

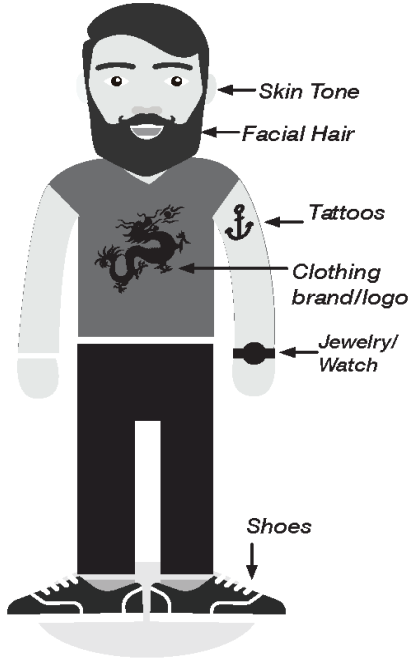
 [joinsfpd@sfgov.org](mailto:joinsfpd@sfgov.org)

   @SFPDRecruitment

The San Francisco Police Department values diversity in its workforce, and is committed to fair and equal treatment of all applicants for employment. Discrimination on the basis of sex, race, religion, color, national origin, ancestry, disability, medical condition, marital status, sexual orientation, or other protected categories is prohibited and unlawful.



## Describe Me!



### How to Describe a Suspect

Providing a detailed description of a criminal suspect can help solve crimes in San Francisco. Suspects can easily change their appearance with a hat, jacket or glasses. It is important to be mindful of unique characteristics such as body markings, tattoos, shoes and specific clothing markings, like logos.

### Note the Following Unique Characteristics:

Race \_\_\_\_\_ Sex \_\_\_\_\_ Age \_\_\_\_\_ Height \_\_\_\_\_ Weight \_\_\_\_\_

Hair \_\_\_\_\_ Eyes \_\_\_\_\_ Complexion \_\_\_\_\_

- Physical Characteristics (slight or heavy build, scars, marks, tattoos, manner of walk, mustache, glasses) \_\_\_\_\_
- Clothing (type and color, logos or brand names, shoes, jewelry, accessories) \_\_\_\_\_
- Weapon (type of weapon used by the suspect: rifle, shotgun, automatic, revolver, knife) \_\_\_\_\_
- Remarks (note anything the suspect says, accent, any names used) \_\_\_\_\_
- Means of Escape (vehicle or foot, license plate number, year, make, model, color, traveling in which direction) \_\_\_\_\_

*If it's safe, take a photo of the suspect, vehicle, license plate number, etc.*

## What to Do During an Emergency



### How to Call 911 in an Emergency

- Remain Calm and **Dial 911** Immediately
  - **WHEN** to Dial 911
    - If a crime is posing an immediate threat to you or others
    - If there is a medical emergency
    - If the incident is in progress
    - If the incident just occurred and you know where the suspect is
- State the following information:
  - **WHERE** the incident is happening and **WHAT** is occurring, for example: *"I'm at 1234 Market Street and I've just been robbed"*
  - Tell the operator if you are in immediate danger or are being threatened
  - Be **brief, clear** and **accurate**
- As long as it is safe, stay on the line and answer the operator's questions
- Describe each suspect separately from head to toe (*see more information on the back of this card*)

### Other Methods of Reporting

- To file a report online, visit [sanfranciscopolice.org/Reports](http://sanfranciscopolice.org/Reports)
- For TTY users, pressing the space bar every few seconds will help your call be recognized faster
- For non-emergency reporting, dial 311 or 415-553-0123 within SF or 415-701-2311 outside SF
- To call SFPD dispatch directly, dial 415-553-8090

### When in doubt, call 911







## Make the Right Call SF

Make the right call. Keep 9-1-1 available for emergencies.

### 9-1-1

Police, Fire & Medical

Available 24/7

Is there a danger to life, property or the environment?

Is there a crime in progress?

Is someone having a medical emergency and needs immediate assistance?

Is there a fire?

If you answered YES to any of these questions, immediately call 9-1-1.

### 3-1-1

City Services & Information

Available 24/7

Police reports for crimes not in progress such as:

-Auto Burglaries

-Petty Theft

-Vandalism

Report graffiti, potholes, abandoned vehicles, or blocked driveways.

Garbage and recycling services

Street and park maintenance

Property Tax Payments

Birth Certificates

Marriage Licenses

Business Registration

### 415-553-0123

Police Non-Emergency Assistance

Available 24/7

Noise complaints

Loitering

Citizen standby

Wellness checks

 <b>MAKE THE RIGHT CALL</b>		<b>KEEP 9-1-1 AVAILABLE FOR EMERGENCIES</b>	
<b>9-1-1</b> POLICE, FIRE & MEDICAL AVAILABLE 24/7		<b>3-1-1</b> CITY SERVICES & INFORMATION AVAILABLE 24/7	<b>415-553-0123</b> POLICE NON-EMERGENCY ASSISTANCE AVAILABLE 24/7
<ul style="list-style-type: none"> <li>• Is there a danger to life, property or the environment?</li> <li>• Is there a crime in progress?</li> <li>• Is someone having a medical emergency and needs immediate assistance?</li> <li>• Is there a fire?</li> </ul> <p>If you answered YES to any of these questions, immediately call 9-1-1.</p>		<ul style="list-style-type: none"> <li>• Police reports for crimes not in progress such as:             <ul style="list-style-type: none"> <li>- Auto Burglaries</li> <li>- Petty Theft</li> <li>- Vandalism</li> </ul> </li> <li>• Report graffiti, potholes, abandoned vehicles, or blocked driveways.</li> <li>• Garbage and recycling services</li> <li>• Street and park maintenance</li> <li>• Property Tax Payments</li> <li>• Birth Certificates</li> <li>• Marriage Licenses</li> <li>• Business Registration</li> </ul>	<ul style="list-style-type: none"> <li>• Noise complaints</li> <li>• Loitering</li> <li>• Wellness checks</li> </ul>
		 <a href="http://MAKETHERIGHTCALLSF.ORG">MAKETHERIGHTCALLSF.ORG</a>	



# TARAVAL STATION



## SFPD RESOURCES

EMERGENCY: 911  
 Non-Emergency: 553-0123  
 Cell Phone 911: 911 / 553-8090  
 Customer Service Center: 311  
 SFPD Tip Line: 566-0115  
 Anonymous Tip-Line 575-4444  
 Chinese Tip Line: 315-2435  
 Text a Tip: 847411 (Tip 411)  
 Blessing Scam Hotline: 553-9219  
 Graffiti Abatement: 850-6951



## TARAVAL STATION RESOURCES

Taraval Station: 759-3100  
 A/Captain Aaron Lozada: 759-3100 - Aaron.Lozada@sfgov.org  
 Patrol Lieutenants: 759-3100  
 Taraval Administration & Community Sgt.: 759-3120 – Sgt. Lynn Pomatto  
 Taraval Permits/ Code Abatement: 759-3123 – Officer Matt Faliano  
 Neighborhood Deputy District Attorney: 553-1752 - Jack Shannon  
 Website: [www.taraval.org](http://www.taraval.org) / Taraval Station E-mail: [SFPDTaravalStation@sfgov.org](mailto:SFPDTaravalStation@sfgov.org)  
 To Reserve Our Community Room: [taravalcommunityroom@sfgov.org](mailto:taravalcommunityroom@sfgov.org) (closed due to Covid)

## OTHER RESOURCES

Dept. of Parking & Traffic: 553-1943  
 DPW Dispatch 695-2020  
 S.A.F.E. 553-1984



YOU CAN CALL 311 TO CONTACT THE DEPT. OF PUBLIC WORKS AND THE DEPT. OF PARKING AND TRAFFIC / SFMTA. YOU CAN ALSO REPORT/REQUEST:

- STREET OR SIDEWALK CLEANING
- GRAFFITI
- STREETLIGHT REPAIR
- ILLEGAL POSTINGS
- ABANDONED VEHICLES
- AND MUCH MORE... CHECK OUT THEIR WEBSITE AT SF311.ORG.

### Dispose of Unwanted and Expired Medication at Taraval Station

There is a secured bin at Taraval Station where you can dispose of unwanted and expired medication at any time of the day or night. The bin will accept any type of prescription and off the shelf medication.

When disposing the medication, please leave it in the original container with your personal information crossed out or removed. You can also place the medication into a clear plastic zip top baggies. Contact the front desk officer and inform them that you want your medication dispose of. The officer will assist you. Please note that once an item that had been disposed of inside the bin, we cannot retrieve it. So make sure your ring, cell phone or anything of value is not accidentally disposed of.



**ALL EMERGENCY CALLS: 911**

**We, the members of the San Francisco Police Department, are committed to excellence in law enforcement and are dedicated to the people, traditions and diversity of our City. In order to protect life and property, prevent crime and reduce the fear of crime, we will provide service with understanding, response with compassion, performance with integrity and law enforcement with vision.**