



Taraval Station Newsletter November 30 - December 06



Dear residents, merchants, and community stakeholders of the Taraval District,

I hope that everyone is finding the time to settle into and enjoy this holiday season. COVID 19 is making this time difficult and challenging for many reasons. Should you make it out to do some Christmas shopping, I've attached some safe shopper tips on page 4 as well as the below quick reference guide of COVID information and guidelines.

<https://www.sfdph.org/dph/alerts/Business-and-Activities-Table.pdf>

I've been asked a couple of times about how to RSVP for our virtual community meetings. The virtual community meetings are hosted by SFSAFE on Zoom. To register, email community@sfsafe.org and ask to RSVP for Taraval Station's December 17th meeting. They'll send a zoom link sometime after the RSVP is received.

Lastly, the SFPD is holding a toy drive through December 18th. Page 3 of this newsletter includes information about the toy collection.

Happy Holidays!

Acting Captain Aaron Lozada

- Compared to the same time last year (12/10/2019), the numbers year to date are as follows: Currently, we are down 37% in vehicle burglaries, 24% in assaults, and 35% in robberies. We are currently up 31% in vehicle thefts and 18% in home and commercial burglaries. Officers are out in your neighborhood patrolling the streets and enforcing the law. Help us; If you see something, Say something.

- If you are reporting a crime in progress, dial 9-1-1(415-553-8090 on cell phones) to report fires, medical emergencies or any emergency related to public safety. To report a non-emergency incident (a crime that has already occurred and the suspects are gone) please call the SFPD non-emergency phone number at 415-553-0123 or you can go online to file certain reports at <https://www.sanfranciscopolice.org/get-service/police-reports/file-police-report>

- Taraval Station



A/Captain Aaron Lozada
Commanding Officer
Taraval Station



Next Community Meeting:

Virtual Community Meeting With A/Captain Aaron Lozada. Thursday, December 17, 2020 at 6:00 PM

Taraval Community Room Will Be Closed Until Further Notice.

Thank you for subscribing to our Newsletter.

Please follow us on:

Twitter:

@SFPDTaraval

Website: <http://www.taraval.org>

Inside this issue:

Page:

- 1 - Newsletter
- 2 - Next Community Meeting Agenda
- 3 - Holiday Toy Donation
- 4 - Safe Shopper
- 5 - SFPD Burglary Awareness Crime Prevention Video
- 6 - Preventing Garage Door Break Ins
- 8 - Package Theft Prevention Guide
- 9 - Park Smart!
- 10 - Police Commission Disciplinary Actions Report
- 11 - Crime Definitions
- 12 - Previous Weeks Notable Incidents
- 15 - Crime Maps (November 30 - December 06)
- 18 - Requesting Police Report Copy
- 19 - Community Boards
- 20 - Definition of Suspicious Activity & Community Policing
- 21 - Bias - Free Policing
- 22 - Community Surveys
- 23 - Feedback - Commendations and Complaint
- 24 - Join SFPD
- 25 - What To Do During an Emergency
- 26 - Make the Right Call SF
- 27 - Resource Phone List



**See something.
Say something.**



Taraval Station Community Meeting

Community Forum

Zoom Meeting 6:00 pm - 7:00 pm

Thursday, December 17, 2020

Dates of Future Meetings

Thursday, January 21, 2020

Meeting Agenda

- Welcome and introduction
- Guest speaker - SFPD DEM / Dispatcher
- Captain's message
- Q/A Session



Acting Captain Aaron Lozada

Email: Aaron.lozada@sfgov.org

Taraval Station

2345 24th Ave

Thank you everyone for your feedback and we look forward to meeting with you soon.

For information contact us

Taraval Station

415-759-3100

TTY

415-753-7154

Email:

sfpdtaravalstation@sfgov.org

Anonymous tip line

415-242-9753

Chinese Language Tip Line

415-315-2435

SFPD Website

sfpd.org

Taraval Station Twitter:

[@sfpdtaraval](https://twitter.com/sfpdtaraval)

Taraval Station Website:

taraval.org





SFPD TOY DRIVE

Hello Community Members,

The Holiday season is rapidly approaching. San Francisco Police Department is having a toy drive to help bring joy to children in need. All District Police Stations will be participating in collecting toys and we would appreciate your support. Please come by anytime day or night and drop off your unwrapped toy donation. We will have a collection bin in our front lobby. Come and make a donation and show your holiday spirit. We are asking for NEW toys in original packaging and that they be unwrapped. Toys are for children 12 and under, boy or girl. Toy Drive ends Friday, December 18th! Please understand we cannot accept used toys or stuffed animals!

Help us bring holiday joy to San Francisco families in need. We thank you for your support.

Happy Holidays.



SFPD and Walgreens Team Up to Collect Toys for Children in Need

The San Francisco Police Department is asking for the public's help to bring holiday cheer to children in need. In our fifth year of collaboration with Walgreens, SFPD will be accepting donations of new, unwrapped toys at over 54 San Francisco Walgreens locations beginning Thursday, November 19 through Friday, December 18, 2020. Individuals can purchase or drop off a new, unwrapped toy in any San Francisco Walgreens that will be collected by the police department and donated to a child this holiday season. Last year, approximately 2,500 toys were donated at the City's Walgreens stores. The toy drive kicks off Thursday, November 19 at all Walgreens stores. Due to COVID19 there will be no public conference to announce the annual toy drive. For interview requests or for questions regarding the toy drive please contact the SFPD Media Relations Unit at 415-837-7395 or email at SFPDMedia@sfgov.org.



Safe Shopper - Holiday Season Safety Tips



This year will be new norm and standard of shopping to prevent Covid-19. We ask everyone to stay safe and remember to practice social distancing. Inspect the items you want with your eyes, not your hands unless you plan to buy. Allow extra time for lines.

Remember to review San Francisco's safety guidelines at <https://sf.gov/topics/coronavirus-covid-19>

Also to remember to :

- Stay alert when using electronic devices. Limit your distractions.
- Always be alert to your surroundings and have your keys in your hand as you approach your vehicle.
- Park Smart: Help avoid vehicle break-ins, leave nothing visible in your car. Consider moving your vehicle to a different location each time you load packages in the trunk. Try to use parking lots where there are parking attendants.
- Keep your wallet in a hard-to-reach place and carry only the cash and credit cards that you will need to complete your shopping.
- If someone demands your purse, wallet, or packages, surrender them, make note of the suspect's description and direction they flee and call 911. Property can be replaced.
- "If you see something, say something." If you witness criminal activity or see something or someone suspicious, flag down a police officer, call 911 or contact security.
- Use 311 to report auto burglaries.
- Shop with a companion, especially after dark, whenever possible.
- Shield your PIN when using ATMs or other electronic devices in public.

Please report criminal activity to police immediately.



San Francisco Police Release Burglary Awareness Crime Prevention Video

The San Francisco Police Department would like to remind the public to stay safe and help protect yourself from vehicle and home burglaries. Below are some simple steps you can take to help prevent your home or vehicle from being burglarized.

- Do not leave valuables in your vehicle
- Remove garage door opener from your vehicle if parked outside your garage
- Lock the door from your garage leading inside your home
- “Block the cord” – garage door openers have an emergency release cord that, when pulled, disconnects the door from the mechanism thereby making it easy for burglars to enter your garage

For more information on how to protect yourself, your family and your home from burglary please click on the link below and watch our safety video.

The video can be viewed by clicking this link: <https://vimeo.com/477012071>



Garages are prime targets for burglars

1 week ago | More



San Francisco Police

[+ Follow](#)

▶ 20 ❤️ 0 🗄️ 0 💬 0

Download

Share

More from San Francisco Police

Autoplay next video



Garages are prim...
San Francisco Police



In Memory of Jaso...

Upload, livestream, and create your own videos, all in HD.

[Join Vimeo](#)



PREVENT GARAGE DOOR BREAK-INS



Garages can sometimes be the most vulnerable area of the home and they are often the entry point most targeted by thieves because of the easy access to the home. Here are some tips to help secure your garage and protect it from theft.



ALWAYS CLOSE YOUR GARAGE DOOR

This may seem obvious, but just drive through any residential neighborhood and you'll likely see a few wide-open garage doors. This is an invitation to burglars and at the very least, you're allowing passersby to easily view the contents of your garage.



INSTALL MOTION-SENSITIVE LIGHTS

Homes and garages with poor exterior lighting become more appealing targets for burglars. Ensure all entry points are well-lit. Constant lighting supplemented by motion sensitive lighting is best.



REINFORCE THE GLASS ON THE GARAGE DOOR

Add vinyl adhesive to reinforce garage windows. You can also opt for a frosted or translucent glass design to allow sunlight in while obscuring contents inside.



DON'T LEAVE GARAGE DOOR REMOTE IN YOUR CAR

A garage door remote is basically another key into your home and thieves won't hesitate to use it if they find it. Opt to use a remote on a keychain.



INSTALL AN INTERIOR MANUAL GARAGE DOOR LOCK

When leaving on a vacation or for extended periods of time, disconnect automatic door motor and install a manual lock.



TIE EMERGENCY RELEASE CORD

Tying your emergency release cord into a small ball will make it more difficult to reach by thieves who manage to break the garage windows.



INSTALL SURVEILLANCE CAMERAS

There should be at least 1 exterior mounted camera facing the street and registered with the D.A.'s office.



SECURE ANY VALUABLES

Keep all tools in cabinet systems with locks and be sure to hang and lock any bicycles. As much as possible, try to avoid keeping valuable items in the garage or inside vehicles.



HAVE A QUALITY, FUNCTIONING GARAGE DOOR

Garage doors should be as secure, sturdy, and well-built as your front door and should remain in good condition and tight fitting. Deadbolts should also be added to the garage-to-house door.



INSTALL INTERIOR MAIL SLOT HOOD COVER

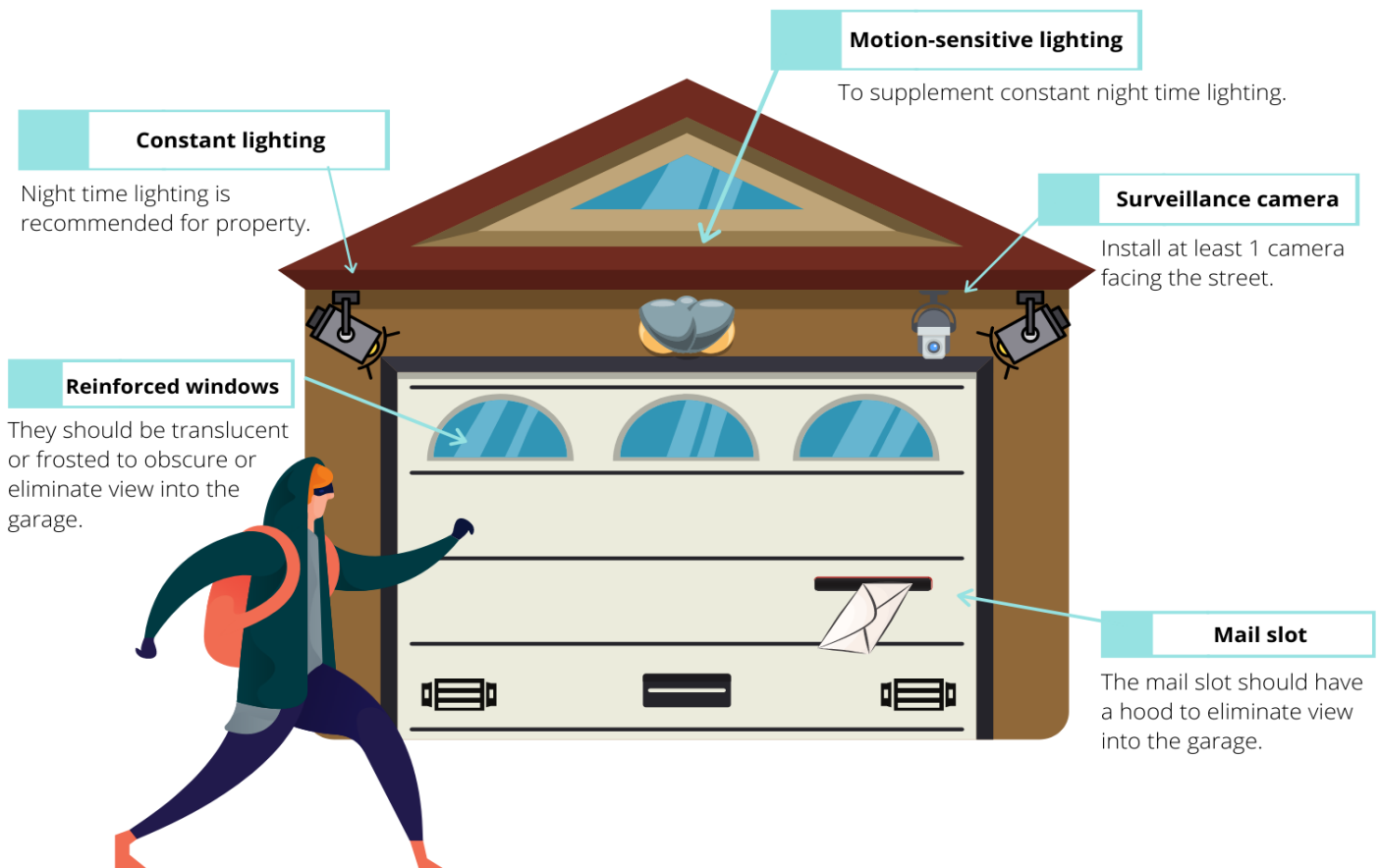
If the garage door is equipped with a mail slot, a hood cover will prevent any view into the garage and its contents, eliminating enticement to enter.

For additional information, please contact SF SAFE at (415) 553-1984 or visit sfsafe.org



PREVENT GARAGE DOOR BREAK-INS

ANATOMY OF A SAFE GARAGE



Your home is only as safe as its weakest entry point.

Your garage is an important part of your home and securing your garage is one of the most essential steps to securing your entire home. It is always recommended to regularly check and update your home's security system and safety measures.

For more information, please contact SF SAFE at (415) 553-1984 or visit sfsafe.org.



With the Covid-19 restrictions lifting in phases and many of us are starting to venture out again, here are some Package Theft Prevention Guide from SFSafe to help prevent your packages from being stolen.



PACKAGE THEFT PREVENTION GUIDE



WON'T BE HOME?

Use the "Hold Package" option at USPS.com to have packages held at location post office for pick up. You can also arrange for neighborhoods to pick up any packages that might be delivered.



CUSTOMIZE DELIVERIES

Customize deliveries by adding specific delivery instructions using USPS.com and your tracking number. You can also schedule packages to arrive when you are home or reroute packages.



USE SPECIAL SERVICES

Use USPS special services like *Signature Confirmation* or *Registered Mail* to add a layer of security.



DELIVER TO SECURE LOCATIONS

Send packages to secure locations such as Amazon Lockers, FedEx and UPS locations, P.O. Boxes, and local post office.



REQUEST NONDESCRIPT PACKAGING

When completing your online order, opt for packaging that conceals the item or select the 'gift' option to ensure package arrives in a plain box especially when ordering from a high-end store.



USE MODERN ALTERNATIVES

Take advantage of contemporary options like smart lockers, lockboxes, cameras, motion detection lighting, alarms like Package Guard, and services like Doorman.



NETWORK WITH NEIGHBORS

Neighborhood groups on social media or community apps can provide a system for reporting suspicious activity. This is also a good way to keep your deliveries and neighborhood secure.



PORCH AREA VISIBILITY

Keep the porch area clear and visible. The more likely a would-be thief is to be seen, the more likely they are to choose another target.





Park Smart!



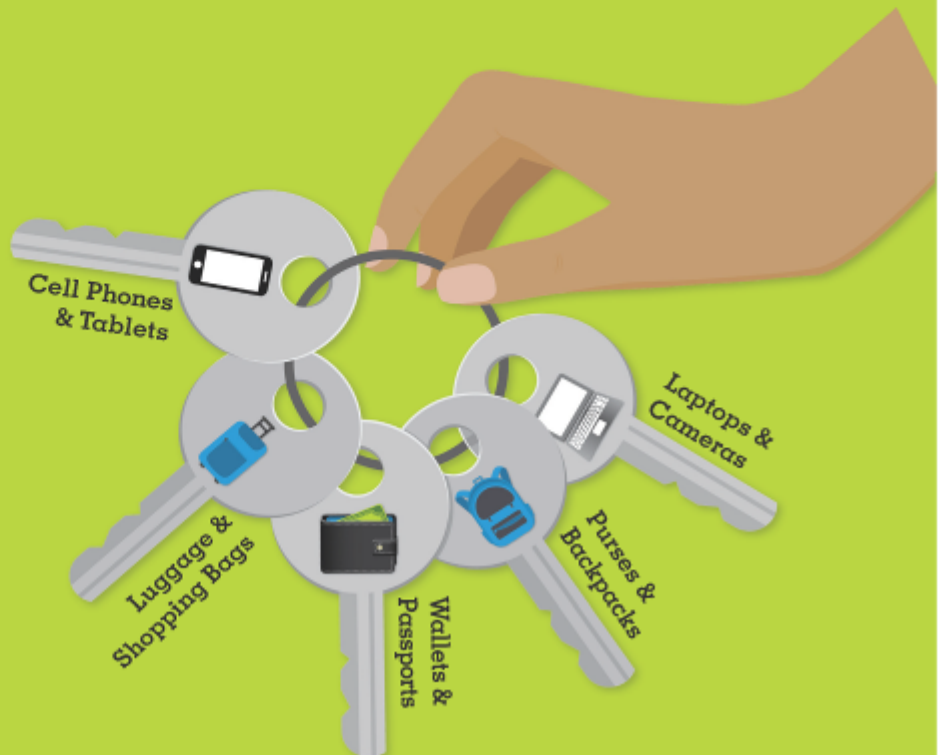
THE KEYS TO
PARKED CAR
SAFETY ARE IN
YOUR HANDS!

If you love it, don't leave it.

DON'T TEMPT A CAR THIEF!

Car thieves only need seconds to break into your car. So Park Smart, and especially keep your trunk clear.

**Take everything
with you.**





Police Commission Disciplinary Actions "Veronese" Reports

Quarterly Disciplinary Review Board report is located at:

<https://sfgov.org/policecommission/police-commission-disciplinary-actions-veronese-reports>

Published Reports

Information to the community on Use of Force, Early Intervention System, FDRB Reports, Reports on IAD and Police Commission Sustained Complaints and Sworn Demographics and General information regarding the investigation of Officer Involved Shootings, including the Quarterly Update on Officer Involved Shooting Investigations located at:

<https://www.sanfranciscopolice.org/your-sfpd/published-reports>

Department Published Reports

Use of Force, Stops & Arrests

The [Quarterly Report on Arrests, Uses of Force and Stop Data](#) is published quarterly per section 96.A.3 of the San Francisco Administrative Code.

Firearms Discharges

Every time an officer discharges their weapon, no matter the circumstance, the Department convenes the Firearms Discharge Review Board (FDRB) per [DGO 3.10](#). The FDRB meets as needed quarterly, and [findings of the FDRB](#) are presented to the San Francisco Police Commission.

Early Intervention System

The San Francisco Police Department's Early Intervention System (EIS) is a structured system that identifies and manages behaviors that result in performance related problems by individual members. The EIS system, per [DGO 3.19](#), is a non-disciplinary intervention to assist members in professional development. [EIS publishes reports quarterly](#).

Officer Involved Shootings (OIS) Historical Data

Officer Involved Shootings, Suspect-Involved, 2009 – 2019

SFPD updates the [yearly statistics](#) for the Officer Involved Shootings (OIS) Historical Data each year in February for the prior year.

Memorandum of Understanding (MOU) between the San Francisco District Attorney's Office and the San Francisco Police Department

The [MOU](#) outlines the agreement between the San Francisco District Attorney's Office and the San Francisco Police Department regarding the procedures for the criminal investigation of "Covered Incidents" to determine if an officer committed a criminal offense.

Historical Traffic Stops Reports

The Department previously used eStop to collect information on traffic stops. On July 1, 2018, the Department discontinued the use of eStop and began using the State of California's Stop Data Collection System (SDCS). Current stop data collection can be found in the [quarterly 96a Use of Force/Encounter Report for the correlating quarter](#).



Crime Definitions

Robbery – Robbery is the taking of property from another by using force or by using fear.

Assault – An assault is an unlawful attempt, coupled with the present ability, to commit a violent injury on another person.

Battery - (Misdemeanor battery) is any willful and unlawful touching of another. (Felony battery) is the use of force or violence upon the person of another that causes serious bodily injury.

***Assault** is when a person swings their arm and **battery** is when that arm makes contact with another person.

Aggravated Assault – Assault upon another person with a deadly weapon or instrument other than a firearm or by any means of force likely to produce great bodily injury.

Burglary – The intent upon entry into a property to commit grand theft, petty theft, or any felony.

Grand Theft – Grand theft is theft committed when the value of the money, labor, or property taken exceeds \$950.

Petty Theft – Theft where the value of the property taken is less than \$950.





Previous Weeks Notable Incidents

*** Not all crimes are reported in the daily report, addresses shown are the "Unit Block" where the incident took place.

Daily Crime Report :: Mon – November 30, 2020

Robbery

11:50 pm

3900 Alemany Blvd

Officers responded to a report of a robbery. The victim, a taxi driver, reported that he had picked the suspects to drive them to Rodeo, California and was told by his company to have them pay for the ride first. The victim drove the suspects to the bank first and instructed that one of the suspects had to stay in the vehicle. Shortly afterwards, the victim heard a sound of a spray can and was pepper sprayed by the remaining suspect. The suspect then took the victim's bag and fled the area.

Assault – Vandalism – Arrested

3:28 pm

200 Summit Way

The victim reported that the suspect, the boyfriend of his girlfriend's sister, had arrived at their home and claimed that the victim had damaged the suspect's vehicle. The suspect then punched the victim before choking him. The victim's girlfriend attempted to call for help but the suspect took the phone away from her and damaged it. Responding officers arrived at the location and detained the suspect. After further investigation, **the suspect was arrested.**

Daily Crime Report :: Tue – December 01, 2020

Arson

2:20 am

2500 San Jose Ave

Officers responded to a report of a vehicle fire, which was later extinguished by the SFFD. The victim reported that he had left his car in good condition and did not know how the fire, which burnt the interior of the car, had started.

Brandishing a Weapon

6:48 pm

Ocean Ave & Jules Ave

The victim, a MUNI driver, reported that the suspect had entered the bus and began to close the windows. The victim stated that the windows were required to remain open and attempted to stop the suspect. However, when the victim approached the suspect, he observed that the suspect was holding a knife. The victim retreated to the front of the MUNI and contacted SFPD. The suspect initially sat down on a seat before shortly getting back up, yelling and walking off the MUNI.

Daily Crime Report :: Wed – December 02, 2020

Threats – Arrested

8:28 pm

200 Winston Dr

The victim, a store employee, stated that the suspect had entered the store and started to charge his cell phone. The victim asked the suspect to leave the store but the suspect refused and became verbally abusive towards the victim. The suspect then threatened to kill the victim and asked what time the victim would get off work so he could wait for the victim. Responding officers detained the suspect and after further investigation, **the suspect was arrested.**



Previous Weeks Notable Incidents

*** Not all crimes are reported in the daily report, addresses shown are the "Unit Block" where the incident took place.

Check Forgery – Arrested

3:40 pm

3700 19th Ave

The witness reported that the suspect had stated that he wanted to rent and provided a cashier's check that did not have any security features. After further investigation, **the suspect was arrested.**

Daily Crime Report :: Thu – December 03, 2020

No notable incidents for this day. For more information, Go to <http://www.taraval.org/?p=18054>

Daily Crime Report :: Fri – December 04, 2020

Traffic Violation – No Driver's License – Cited

9:37 pm

19th Ave & Ulloa St

While on patrol, an officer observed a vehicle failing to stop at a red light. The officer conducted a traffic stop and a computer check on the vehicle's driver revealed that he did not have a California driver's license. **The driver was cited.**

Assault – Theft – Arrested

9:38 pm

2600 San Jose Ave

The victim reported that the suspect, a roommate, had been yelling and screaming outside of the victim's bedroom and told the suspect to quiet down. The suspect responded angrily and pushed his way into the victim's room and punched the victim before leaving the building. Responding officers located the suspect who stated that he was missing items from his room and angrily thought that the victim had stolen them. The suspect confronted the victim and became angrier when the victim told him to quiet down. After further investigation, **the suspect was arrested.**

Daily Crime Report :: Sat – December 05, 2020

Battery

3:26 pm

1300 46th Ave

The victim reported that he had been punched and kicked by an unknown suspect but could not provide further information.

Assault – Warrant – Arrested

5:30 pm

00 Head St

The victim reported that he had been staying at an Air BnB when he observed the suspect, who was standing outside on the sidewalk, staring at him. The victim stated that he went out to confront the suspect and exchanged heated words with him before the suspect stabbed the victim twice in the back with a knife. A computer check on the victim revealed a no bail, arrest warrant out of San Mateo. **The victim was arrested for the warrant.**



Previous Weeks Notable Incidents

*** Not all crimes are reported in the daily report, addresses shown are the "Unit Block" where the incident took place.

Daily Crime Report :: Sun – December 06, 2020

Hit & Run Traffic Collision – Under the Influence – Arrested

3:41 pm

Taraval St & 25th Ave

Officers responded to a report of a traffic collision and observed the suspect being detained by a witness. The witness reported that the driver had struck a pedestrian before attempting to run away. The suspect stated that he had been drunk and made a mistake. After further investigation, the driver was arrested.

Threats – Brandishing a Weapon

1:52 pm

1500 Ocean Ave

The victim reported that a known suspect had driven up to the front of the victim's store before threatening the victim's life while pointing a rifle at the victim. The suspect then drove away.

Note: Not all crimes are reported

Read More

Daily Crime Reports

Do you want to know what happens daily in the District?

Read more at <http://www.taraval.org/?cat=14>

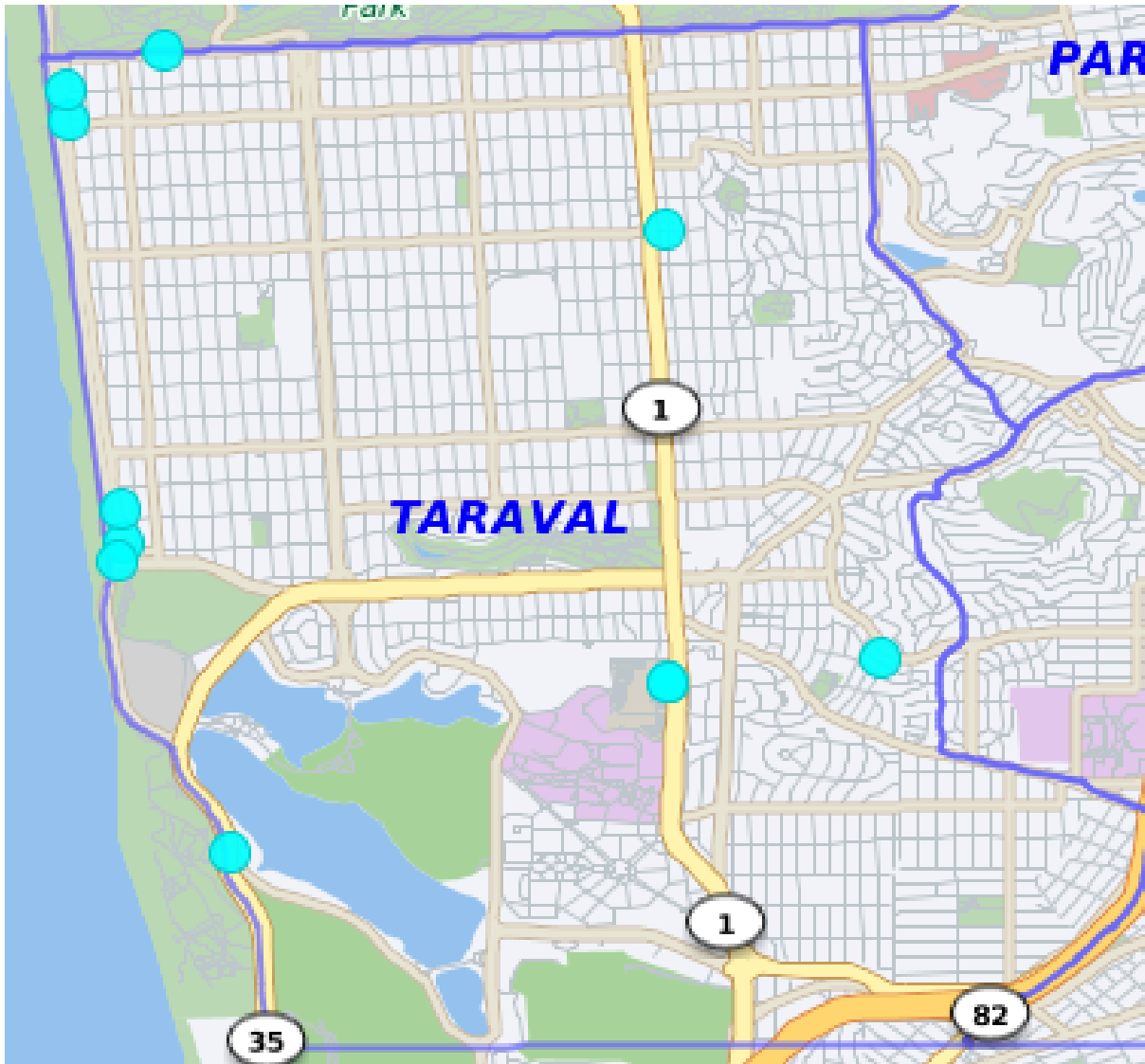


TARAVAL STATION



Auto Burglaries 11/30/20 –12/06/20

Auto Burglaries	13
-----------------	----



If the dots does not add up to the number, there may be multiple incidents with the same address.

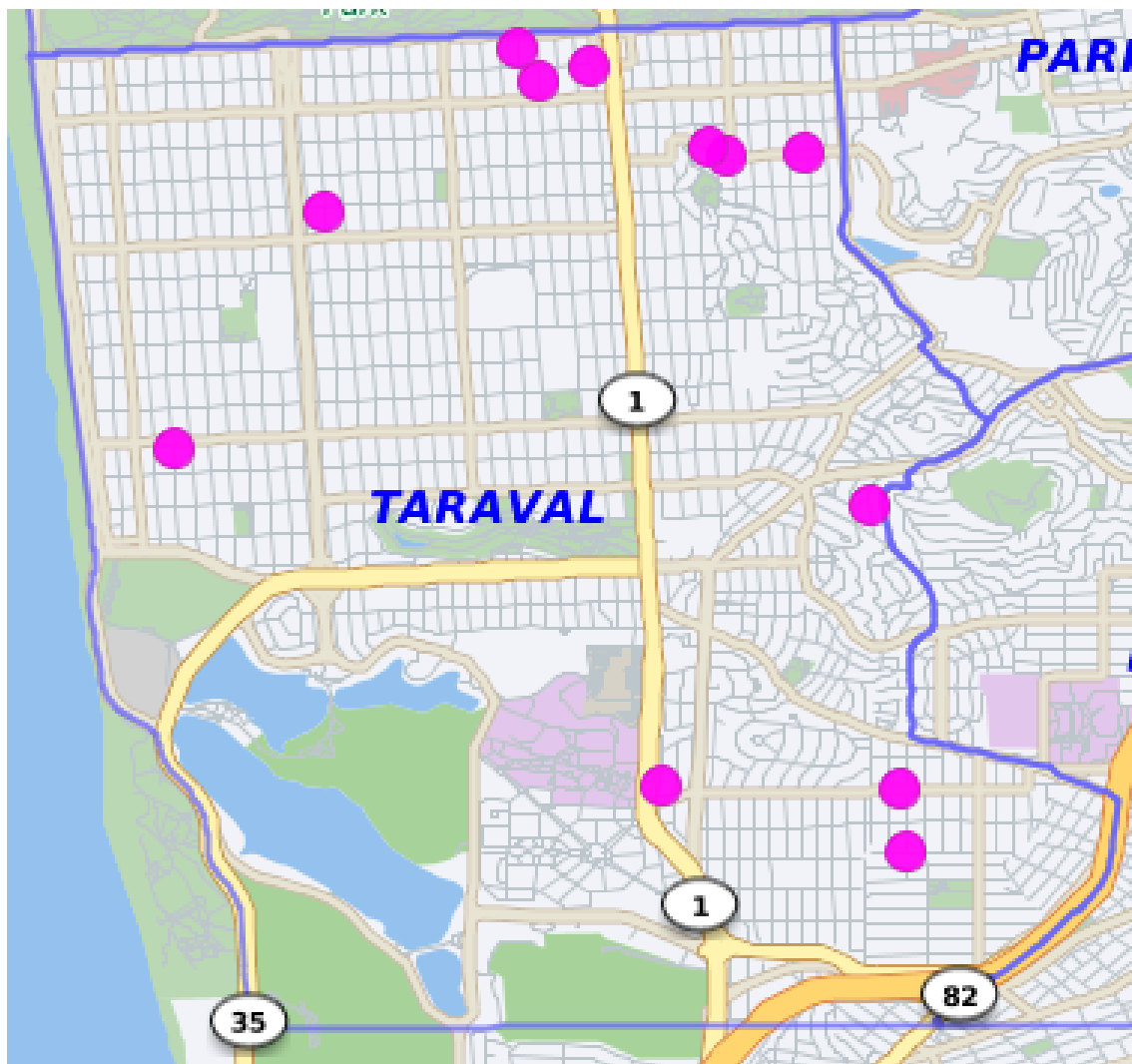
*Note: The map accurately reflects the information available at the time of preparation. Numbers may or may not change as more information becomes available. *Production date 12/09/20 - 1300 hrs*



Commercial and Residential Burglaries

11/30/20 – 12/06/20

BURGLARY	Attempted Forcible Entry	1
	Forcible Entry	8
	Unlawful Entry - No force	3
		12



If the dots does not add up to the number, there may be multiple incidents with the same address.

*Note: The map accurately reflects the information available at the time of preparation. Numbers may or may not change as more information becomes available. *Production date 12/09/20—1300 hrs*

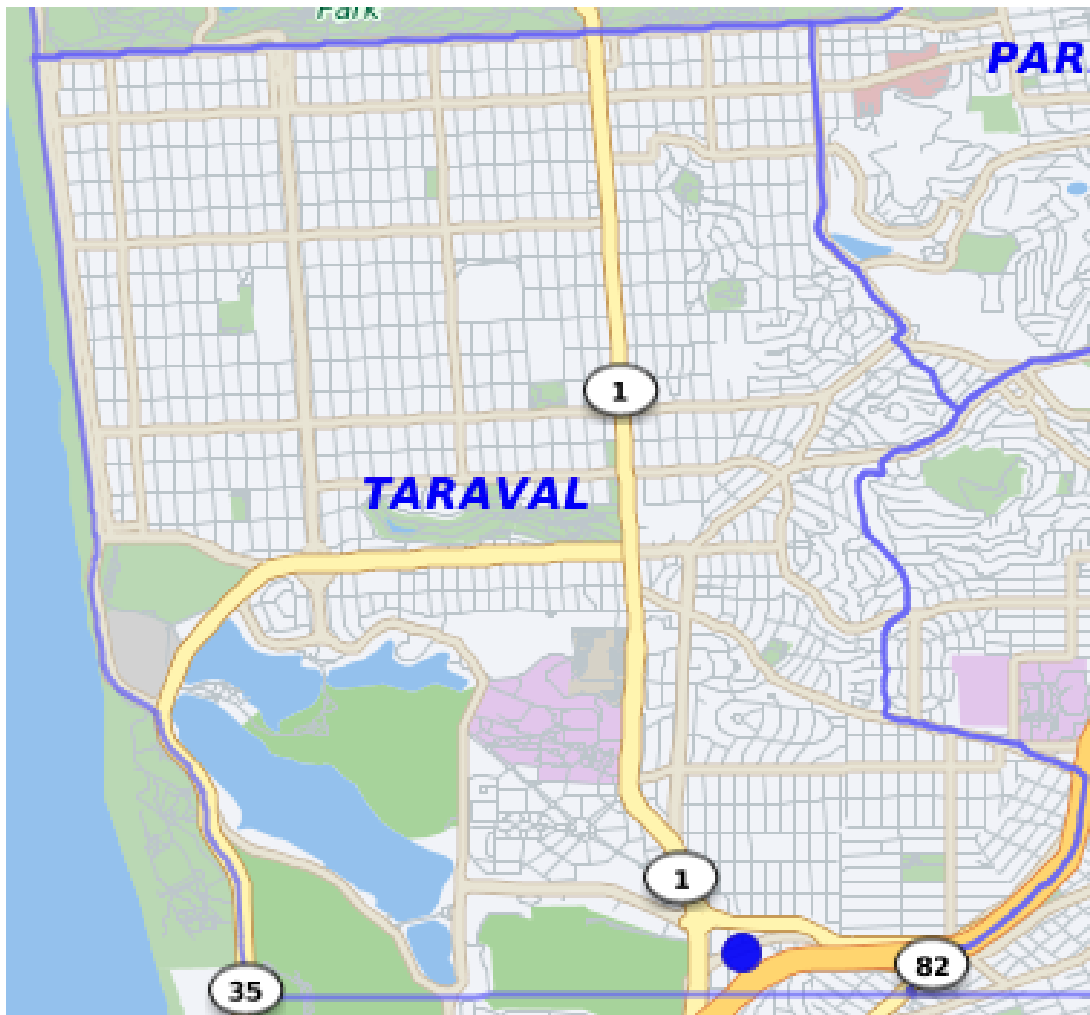


TARAVAL STATION



Robbery 11/30/20 – 12/06/20

ROBBERY	Firearm	0
	Knife or Cutting Instrument	0
	Other Dangerous Weapon	1
	Strongarm (no weapon)	0
		1



If the dots does not add up to the number, there may be multiple incidents with the same address.

*Note: The map accurately reflects the information available at the time of preparation. Numbers may or may not change as more information becomes available. *Production date 12/09/20 - 1300 hrs*



Request a Police Incident Report Copy

The San Francisco Police Department is concerned for your health and safety, especially during the COVID-19 pandemic. We have closed our in person request window at Police Headquarters (1245 3rd Street) to adhere to social distancing recommendations and to minimize exposure to the coronavirus. Please note copies of Police Incident Reports **ARE NOT** available from Police Stations. **Obtaining a copy of your report is FREE.** See options below to request a police report.



I WOULD LIKE TO REQUEST A COPY OF MY POLICE REPORT *REPORTS ARE NOT TO BE RELEASED AT DISTRICT STATIONS*



1	<p>Determine the type of report and whom is requesting:</p> <ul style="list-style-type: none"> • Victim of a DV, Sexual Assault, Stalking, Elder Abuse, or Human Trafficking – Go to Step 2 • General Crime or Collision Report – Go to step 3 • Public Information or Voluminous Requests– Go to Step 4 • Media requests direct to Media Relations 415-837-7395 or sfmediarelations@sfgov.org
2	<p>Station personnel are not authorized to release this report to the public. The release will be facilitated through CISU only (sfpd.records@sfgov.org)</p> <p>Victim of DV, Sexual Assault, Stalking, Elder Abuse, or Human Trafficking</p> <ol style="list-style-type: none"> 1. Provide SFPD Form 591 (appropriate language version) to requestor. 2. During business hours (0800 hrs. to 1700 hrs. Monday – Friday) Call CISU 415-575-7232 and ask to speak with a Supervisor. They will walk you through next steps. 3. NOT during business hours (1800 hrs. to 0800 hrs. or anytime Saturday and Sunday), notify the requestor that they may mail, email or provide form to CISU in person. CISU will process the request within 5 business days. <p>CISU is located at Police Headquarters 1245 3rd Street, Main Floor Lobby. CISU is open to the public from 0800 hrs. to 1700 hrs. Monday – Friday.</p> <p>For more info go to SFPD website → Get Service → Obtain a Police Report or Traffic Collision Report → Domestic Violence, Sexual Assault, Stalking, Human Trafficking, Elder Abuse</p> <p>**Note to Station: On occasion CISU may contact Station personnel to facilitate the validation of an individual's identification. CISU will provide instruction at time of contact.</p>
3	<p>Station personnel are not authorized to release this report to the public. The release will be facilitated through CISU only (sfpd.records@sfgov.org)</p> <ol style="list-style-type: none"> 1. General Crime: Provide SFPD Form 491E (or appropriate language version) to requestor. They may mail, email or provide form to CISU in person. CISU will process the request within 10 calendar days 2. Collision report (Hit & Run, Drunk Driving and Personal Injury cases): Provide SFPD Form 491E (or appropriate language version) to requestor. Generally, a Collision report is not available until a minimum of 5 days after the date of the incident. <p>For more info go to SFPD website → Get Service → Obtain a Police Report or Traffic Collision Report</p>
4	<p>Public Information or Voluminous Requests or requests for incident photos, video, body camera footage, statements, etc. direct them to make a Public Records Request via:</p> <p>https://www.sanfranciscopolice.org/get-service/public-records-request</p>

SFPD 602



Community Boards Conflict Resolution Center

601 Van Ness Avenue, Suite #2040, San Francisco, CA 94102

(415) 920-3820 ◦ CommunityBoards.org

WHAT IS MEDIATION?

Mediation is a confidential and voluntary meeting where people discuss difficulties they are having with each other assisted by impartial third-parties, our Community Mediators.

Mediators help people come up with workable and lasting solutions. They do not give advice or make judgments. The goal is to help everyone feel heard, understood and respected.

IS THIS YOUR PROBLEM?

- Noise disturbance
- Landlord & tenant disputes
- Roommate disagreements
- Family conflicts
- Neighbor issues
- Communication breakdowns
- Harassment
- Tree & vegetation care
- Fence maintenance
- Property repairs
- Pet problems
- Parking issues
- Vandalism or graffiti
- Or something else?

Start Your Mediation Today!

¿QUÉ ES LA MEDIACIÓN?

La mediación es una reunión de tipo voluntario y confidencial, en donde las personas que se encuentran en dificultades con otras se reúnen para discutir entre ellas con la ayuda imparcial de terceras personas, las cuales son nuestros mediadores comunitarios.

Los mediadores ayudan a la gente a encontrar soluciones prácticas y duraderas. Los mediadores no dan consejos ni hacen juicios. El objetivo es ayudar a todos a sentirse escuchados, comprendidos y respetados.

¿ES ÉSTE SU PROBLEMA?

- Bulla, ruido
- Disputas entre propietarios e inquilinos
- Desacuerdos entre compañeros de cuarto
- Conflictos familiares
- Problemas de vecinos
- Interrupciones de la comunicación
- Acoso, hostigamiento
- Cuidado de la vegetación
- Cuidado de la cerca
- Reparaciones de propiedades
- Problemas con las mascotas
- Problemas con el estacionamiento
- Vandalismo o graffiti
- Otros problemas

¡Inicie hoy su mediación!

何謂調解?

調解是一種另類解決爭議的方法，由獨立第三者（我們的社區調解員）協助調解爭議雙方的矛盾。調解過程是完全自願及保密的。

調解員協助當事人通過談判尋求共同所能接受的最終解決方案。調解員是客觀的，不會參與自己的意見，或者判斷。除了解決矛盾，調解的目的是讓當事人雙方覺得他們的問題被重視，理解和尊重。

您是否遇到過以下的問題?

- 噪音干擾
- 業主與租客的糾紛
- 室友分歧
- 家庭衝突
- 鄰居關係
- 溝通障礙
- 騷擾
- 花木樹草的護理
- 護欄維修
- 物業維修
- 寵物問題
- 停車問題
- 惡意破壞或塗鴉
- 其他問題

今天開始調解!



Definition of Suspicious Activity

Suspicious activity is any observed behavior that could indicate a crime-related incident has been committed, or about to be committed. Unusual items or situations: A vehicle is parked in an odd location, a package/luggage is unattended, a window/door is open that is usually closed, or other out-of-the-ordinary situations occur.

Examples of Suspicious Activity:

- An individual peering into vehicles, to try, and locate any valuables left unattended.
- An individual trying door handles to vehicles, and/or residences to gain access to the vehicle and/ or residence.
- An individual checking front doors of residences to locate any unattended packages or individuals following delivery trucks to see where the truck is dropping off packages.
- Please dial 911 to report crimes in progress, suspicious activity or for life threatening emergencies. If it is not an emergency, dial (415) 553-0123.



**See something.
Say something.**

Definition of Community Policing

Community policing, or community-oriented policing, is a strategy of policing that focuses on police building ties and working closely with members of the communities.

Homeless Outreach and Outreach to Drug Users:

Taraval Station has two officers that coordinate with city agencies to provide outreach and assistance to rehabilitate those who are dependent on illegal drugs and outreach to homeless individuals to connect them with resources and support.

Foot Patrols:

Taraval Station has 3 foot beat locations. These officers are assigned to Irving St, West Portal Ave and Ocean Ave.

Monthly Police Community Relations Meetings:

Monthly community meeting are currently on hold due to the current situation, we will update everyone with the date and location of our next meeting. Stay tune for more info.

Email Updates:

Taraval Station will send out newsletter updates to residents in the District that alerts residents of crime trends, upcoming community events, crime prevention tips, and information on how to contact officers at the District Station.



TARAVAL STATION



Bias-Free Policing



Everyone deserves to be treated fairly.

SFPD officers undergo Implicit Bias & Procedural Justice training. Our goal is ensure fair, impartial community policing.

We're dedicated to providing *Safety With Respect for All.*

Learn about our ongoing efforts to eliminate bias and increase accountability at sanfranciscopolice.org/bias-free.

A guiding principle of the San Francisco Police Department is its commitment to treating all people with dignity, fairness, and respect. It is crucial for our members to carry out their duties in a manner free from bias and eliminate any perception of policing that appears biased. Biased policing is unsafe, unjust, and ineffective. It also alienates the public, fosters distrust of police, and undermines legitimate law enforcement efforts.

The SFPD is dedicated to ensuring our officers and professional staff provide unbiased, quality service to the diverse communities we work for. Our goal is to provide fair and positive interactions between San Francisco officers and the people we are proud to serve.



Policía sin Sesgos



Todos merecemos ser tratados con justicia.

Los oficiales de SFPD se someten a entrenamiento de imparcialidad y justicia procesal. Nuestro objetivo es garantizar policía comunitaria justa y imparcial.

Estamos dedicados a brindar seguridad con respeto para todos.

Conozca nuestros esfuerzos para eliminar el sesgo y elevar



無偏見警務



每個人都應該得到公平的對待。

SFPD 官員接受不偏不倚的程序及正義培訓。我們的目標是確保公平公正的警務。

我們致力提供所有安全及尊重。

想了解更多地消除偏見並增加問責制，請上網到我們的網站 sanfranciscopolice.org/bias-free。





Community Surveys

The San Francisco Police Department is committed to excellence in law enforcement and is dedicated to the people, traditions and diversity of our City. Our mission is to provide service with understanding, response with compassion, performance with integrity and law enforcement with vision.

As part of our ongoing outreach to engage with the community and measure our success, the Department has created a community survey link to obtain valuable community feedback for our community events and programs, which will assist the Department in the development of our strategies to meet the needs of the community. If you have recently attended or participated in an event or program hosted by the Department (such as Coffee with a Cop, National Night Out, ALERT program, Youth Summer program, Community Academy or Town Hall Meeting), and have feedback regarding the event or program you attended, please take some time to fill out our community survey.

The Department has also developed a Foot Beat/Bike Patrol survey to gather valuable community feedback on the effectiveness of the Foot Beat/Bicycle Patrol, as it relates to community policing and crime strategies and an Implicit Bias survey to measure progress in the Department's commitment to impartial policing and procedural justice. Please take the time to fill out the Foot Beat/Bicycle and Implicit Bias surveys. If you have already filled out a survey, thank you! Your response will help SFPD better serve our City and continue to support our community through Safety with Respect.

[Community Surveys | San Francisco Police Department](#)

Community Events Survey

If you recently attended or participated in an event or program hosted by the Department such as Coffee with a Cop, National Night Out, or ALERT program, please take some time to fill out our community events survey.

TAKE OUR COMMUNITY EVENTS SURVEY

Powered by SurveyMonkey

[San Francisco Police Department Community Events Survey \(surveymonkey.com\)](#)

Foot & Bike Patrol Survey

If you interacted with foot beat or bike patrol officers, please take some time to fill out our foot and bike patrol survey. Your response will help SFPD determine community policing and crime strategies.

TAKE OUR FOOT & BIKE PATROL SURVEY

Powered by SurveyMonkey

[San Francisco Police Department Foot and Bike Patrol Survey \(surveymonkey.com\)](#)

Implicit Bias Survey

If you recently interacted with our officers, please take some time to fill out our implicit bias survey which will measure progress in the Department's commitment to impartial policing and procedural justice.

TAKE OUR IMPLICIT BIAS SURVEY

Powered by SurveyMonkey

[San Francisco Police Department Implicit Bias \(surveymonkey.com\)](#)



Police Commendation

<https://www.sanfranciscopolice.org/get-service/police-commendation>

Everyone appreciates a compliment! There are several ways you can offer a compliment to our officers and civilian workers for a job well done:

You can email the Captain of the station in your neighborhood. For Taraval Station, Email Aaron.Lozada@sfgov.org

You can contact the department's Community Engagement Division, at: sfpdcommunityrelations@sfgov.org.

You can also write to or email Chief William Scott: SFPDChief@sfgov.org

San Francisco Police Headquarters, Chief's Office

1245 3rd Street, 6th Floor

San Francisco, CA 94158

Police Complaint

<https://www.sanfranciscopolice.org/get-service/police-complaint>

The San Francisco Police Department is committed to ensuring that all of our officers and civilian staff provide unbiased, quality service to our City's diverse communities. Toward that goal, the SFPD and the City of San Francisco provide several ways to file a complaint.

The Department of Police Accountability is charged with impartially investigating complaints against SFPD officers and making policy recommendations regarding police practices. You can also call the DPA at [1-415-241-7711](tel:1-415-241-7711) (the TTY line is [1-415-241-7770](tel:1-415-241-7770)) or visit the Department of Police Accountability website to file a complaint at <https://sfgov.org/dpa/>.

The DPA is located at 1 South Van Ness Ave., 8th Floor, San Francisco, CA 94103.

You may also contact a department supervisor at any SFPD police station. [Each station](#) is open 24 hours a day. SFPD personnel are required to receive complaints courteously and to assist you with filing them.



TARAVAL STATION



NOW'S THE TIME

JOIN THE SFPD
GO TO SFPDCAREERS.COM



Join the SFPD – and be part of San Francisco's finest!

San Francisco is a world-class city with a world-class police force. From Fisherman's Wharf to Golden Gate Park and from Nob Hill to the Tenderloin, whether we're on foot patrol, horseback, or in squad cars, investigating felonies, responding to emergencies or leading classes on public safety, we're working with you to help keep our community safe.

"The San Francisco Police Department offers qualified men and women the opportunity to make a positive difference in our citizens' daily lives. I encourage you to apply today to see how you can become one of San Francisco's finest."

– Chief William Scott

Applying is easy!

We are accepting Entry Level (Q-2) Police Officer applications. To apply please follow the 2-step process:

1. Apply with the City and County of San Francisco at www.jobaps.com/sf (Entry Level (Q-2) Police Officer)
2. Go to www.nationaltestingnetwork.com, choose law enforcement and register to take the San Francisco Police Department's Written Examination*.


*As part of this process, you will need to establish an account with NTN. A fee is required to take the written examination. Candidates with demonstrated financial hardship may submit a request to have the fee waived prior to test registration. See "Candidate FAQ #27" on the NTN website (<https://nationaltestingnetwork.com/publicsafetyjobs/faqs.cfm>) to learn more on how to apply for a fee waiver.

Have Questions? Contact the San Francisco Police Department Recruitment Unit

1245 3rd Street, 5th Floor, San Francisco, CA 94158

Phone: 415-837-7270

Fax: 415-575-6095

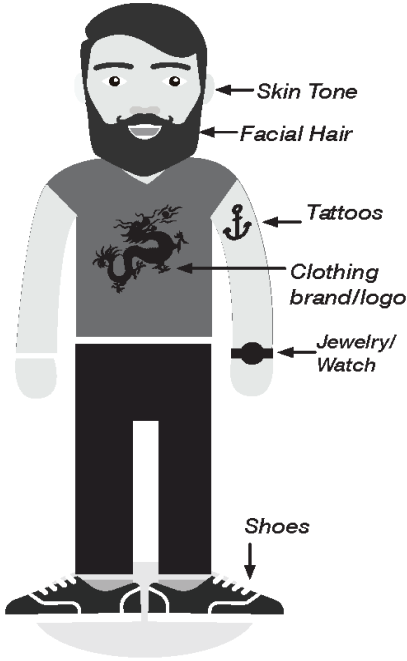
 joinsfpd@sfgov.org

   @SFPDRecruitment

The San Francisco Police Department values diversity in its workforce, and is committed to fair and equal treatment of all applicants for employment. Discrimination on the basis of sex, race, religion, color, national origin, ancestry, disability, medical condition, marital status, sexual orientation, or other protected categories is prohibited and unlawful.



Describe Me!



How to Describe a Suspect

Providing a detailed description of a criminal suspect can help solve crimes in San Francisco. Suspects can easily change their appearance with a hat, jacket or glasses. It is important to be mindful of unique characteristics such as body markings, tattoos, shoes and specific clothing markings, like logos.

Note the Following Unique Characteristics:

Race _____ Sex _____ Age _____ Height _____ Weight _____

Hair _____ Eyes _____ Complexion _____

- Physical Characteristics (slight or heavy build, scars, marks, tattoos, manner of walk, mustache, glasses) _____
- Clothing (type and color, logos or brand names, shoes, jewelry, accessories) _____
- Weapon (type of weapon used by the suspect: rifle, shotgun, automatic, revolver, knife) _____
- Remarks (note anything the suspect says, accent, any names used) _____
- Means of Escape (vehicle or foot, license plate number, year, make, model, color, traveling in which direction) _____

If it's safe, take a photo of the suspect, vehicle, license plate number, etc.

What to Do During an Emergency



How to Call 911 in an Emergency

- Remain Calm and **Dial 911** Immediately
 - **WHEN** to Dial 911
 - If a crime is posing an immediate threat to you or others
 - If there is a medical emergency
 - If the incident is in progress
 - If the incident just occurred and you know where the suspect is
- State the following information:
 - **WHERE** the incident is happening and **WHAT** is occurring, for example: **"I'm at 1234 Market Street and I've just been robbed"**
 - Tell the operator if you are in immediate danger or are being threatened
 - Be **brief, clear** and **accurate**
- As long as it is safe, stay on the line and answer the operator's questions
- Describe each suspect separately from head to toe (*see more information on the back of this card*)

Other Methods of Reporting

- To file a report online, visit sanfranciscopolice.org/Reports
- For TTY users, pressing the space bar every few seconds will help your call be recognized faster
- For non-emergency reporting, dial 311 or 415-553-0123 within SF or 415-701-2311 outside SF
- To call SFPD dispatch directly, dial 415-553-8090

When in doubt, call 911





Make the Right Call SF

Make the right call. Keep 9-1-1 available for emergencies.

9-1-1

Police, Fire & Medical

Available 24/7

Is there a danger to life, property or the environment?

Is there a crime in progress?

Is someone having a medical emergency and needs immediate assistance?

Is there a fire?

If you answered YES to any of these questions, immediately call 9-1-1.

3-1-1

City Services & Information

Available 24/7

Police reports for crimes not in progress such as:

-Auto Burglaries

-Petty Theft

-Vandalism

Report graffiti, potholes, abandoned vehicles, or blocked driveways.

Garbage and recycling services

Street and park maintenance

Property Tax Payments

Birth Certificates

Marriage Licenses

Business Registration

415-553-0123

Police Non-Emergency Assistance

Available 24/7

Noise complaints

Loitering

Citizen standby

Wellness checks

 MAKE THE RIGHT CALL		KEEP 9-1-1 AVAILABLE FOR EMERGENCIES	
9-1-1 POLICE, FIRE & MEDICAL AVAILABLE 24/7		3-1-1 CITY SERVICES & INFORMATION AVAILABLE 24/7	415-553-0123 POLICE NON-EMERGENCY ASSISTANCE AVAILABLE 24/7
<ul style="list-style-type: none"> • Is there a danger to life, property or the environment? • Is there a crime in progress? • Is someone having a medical emergency and needs immediate assistance? • Is there a fire? <p>If you answered YES to any of these questions, immediately call 9-1-1.</p>		<ul style="list-style-type: none"> • Police reports for crimes not in progress such as: <ul style="list-style-type: none"> - Auto Burglaries - Petty Theft - Vandalism • Report graffiti, potholes, abandoned vehicles, or blocked driveways. • Garbage and recycling services • Street and park maintenance • Property Tax Payments • Birth Certificates • Marriage Licenses • Business Registration 	<ul style="list-style-type: none"> • Noise complaints • Loitering • Wellness checks
		 MAKETHERIGHTCALLSF.ORG	




TARAVAL STATION



SFPD RESOURCES

EMERGENCY: 911
 Non-Emergency: 553-0123
 Cell Phone 911: 911 / 553-8090
 Customer Service Center: 311
 SFPD Tip Line: 566-0115
 Anonymous Tip-Line 575-4444
 Chinese Tip Line: 315-2435
 Text a Tip: 847411 (Tip 411)
 Blessing Scam Hotline: 553-9219
 Graffiti Abatement: 850-6951



TARAVAL STATION RESOURCES

Taraval Station: 759-3100
 A/Captain Aaron Lozada: 759-3100 - Aaron.Lozada@sfgov.org
 Patrol Lieutenants: 759-3100
 Taraval Administration & Community Sgt.: 759-3120 – Sgt. Lynn Pomatto
 Taraval Permits/ Code Abatement: 759-3123 – Officer Matt Faliano
 Neighborhood Deputy District Attorney: 553-1752 - Jack Shannon
 Website: www.taraval.org / Taraval Station E-mail: SFPDTaravalStation@sfgov.org
 To Reserve Our Community Room: taravalcommunityroom@sfgov.org (closed due to Covid)

OTHER RESOURCES

Dept. of Parking & Traffic: 553-1943
 DPW Dispatch 695-2020
 S.A.F.E. 553-1984



YOU CAN CALL 311 TO CONTACT THE DEPT. OF PUBLIC WORKS AND THE DEPT. OF PARKING AND TRAFFIC / SFMTA. YOU CAN ALSO REPORT/REQUEST:

- STREET OR SIDEWALK CLEANING
- GRAFFITI
- STREETLIGHT REPAIR
- ILLEGAL POSTINGS
- ABANDONED VEHICLES
- AND MUCH MORE... CHECK OUT THEIR WEBSITE AT SF311.ORG.

Dispose of Unwanted and Expired Medication at Taraval Station

There is a secured bin at Taraval Station where you can dispose of unwanted and expired medication at any time of the day or night. The bin will accept any type of prescription and off the shelf medication.

When disposing the medication, please leave it in the original container with your personal information crossed out or removed. You can also place the medication into a clear plastic zip top baggies. Contact the front desk officer and inform them that you want your medication dispose of. The officer will assist you. Please note that once an item that had been disposed of inside the bin, we cannot retrieve it. So make sure your ring, cell phone or anything of value is not accidentally disposed of.



ALL EMERGENCY CALLS: 911

We, the members of the San Francisco Police Department, are committed to excellence in law enforcement and are dedicated to the people, traditions and diversity of our City. In order to protect life and property, prevent crime and reduce the fear of crime, we will provide service with understanding, response with compassion, performance with integrity and law enforcement with vision.